

RISING WATER

BEWARE
AND
PREPARE

Narrated by
**TOMMY the
TURTLE**

Presented by the South Dakota Office of Emergency Management

RISING WATER BEWARE and PREPARE

Presented by
South Dakota Office of Emergency Management



Written and Illustrated by
Ken Alvine




Color and Production by **Linda Smith**

Printed by **Sisson Printing, Inc.**, Sioux Falls, SD

RISING WATER

BEWARE
AND
PREPARE



For more information about this book, contact:
The South Dakota Office of Emergency Management
www.bReady.sd.gov
221 S. Central Avenue
Pierre, SD 57501
605-773-3231

No part of this book may be reproduced without the written permission from the South Dakota Office of Emergency Management.



"Hi Buzz.
It looks
like we are
getting a
nice rain."

"Yes, it
does. We
could use a
good rain."


"Hi kids," Tommy says to the children.



"I'm glad to see you have an umbrella."



The girl replies to Tommy,
"I don't like rain!"



Buzz says,
"But we need the rain."



"Rain and water are very important. Think
of all the things we use water for."

Like...

...swimming,



...bathing,




...drinking,

...boating,




...and growing
plants and
flowers.



Buzz says,
"However, too
much rain or
water can cause
flooding and be
very dangerous."






Tommy tells the children, "There are several other ways floods are caused."


"A flood is when water overflows onto land that is usually dry."





"A flood can happen with just a few inches of water."



"Sometimes a large amount of water could even cover a car or house."




"Wow!" the children respond.






"Rivers and lakes cannot hold a lot of rain or melting snow. When this happens, the water overflows the banks."




"Rivers and other waterways can get blocked with ice and tree branches which can cause a flood."




"Too much water can cause dams to break..."

...which could also cause flooding."

"Floods can happen very quickly or over a period of days and weeks. Floods that happen very quickly are known as **flash floods**."



"Flash floods?" the children respond.




"Flash floods
can fill
low-lying roads
and basements
very quickly, so
you must be
aware...

...of any flood warnings and watches."



The children ask, "What's the difference between a **flood warning** and a **flood watch**?"

A cartoon bee character with large blue wings, wearing a yellow raincoat and a yellow hat with two antennae. The bee is holding a large white sign with black text. The background is a grey sky with diagonal lines representing rain, and a green hillside is visible behind the sign. The bottom of the page shows blue water.

"There are a few types of flood warnings and watches we should know about."

FLOOD WATCHES AND WARNINGS!

- 1.** Flash Flood Watch
- 2.** Flash Flood Warning
- 3.** Flood Watch
- 4.** Flood Warning



"Before a flood happens, you need to tune in to your radio, TV, cell phones or other methods for weather alerts such as a weather radio which receives weather broadcasts directly from the National Weather Service."




"A flash flood watch means a flood can happen very fast."

"You and your family should be prepared to move to higher ground on short notice if it affects your neighborhood."



"A flash flood warning is given when a flash flood is happening or about to happen."

"You and your family should go to higher ground immediately."




"Flood watch means rivers, streams, and land may flood, which could cause a problem for you and your family."



"During a flood warning a flood is happening and you may need to leave your home. Your parents should be aware of the latest flood alerts."

The children ask, "What should we do to keep safe during a flood, Buzz?"





"You and your family need to be alert and prepared for a flood."



"You and your family should also have a plan on what you are going to do if you need to leave your home because of flooding."




FAMILY FLOOD PLAN

- Home Preparation
- Flood Emergency Kit
- Have a Plan for Leaving Home

"It is important to have your home prepared before a flood. You should have an emergency supply kit and agree on what you need to take with you if you have to leave your home."

"If you have a sump pump, make sure it is working to keep water out of your basement."



"Be sure gutters and downspouts are clean. Move any furniture and valuables to a safe place or a higher level in the house."

Your EMERGENCY KIT Should Include:



"Everyone should know where the flood emergency kit is located. Be sure to include any other items important to your family."

"Have a plan ready!"

LEAVE HOME PLAN

- 1.** Available Safe Shelters
- 2.** Check on Neighbors and Older People to Ensure They are OK
- 3.** Keep Pets Safe
- 4.** Communication with Family Members
- 5.** Check Weather Updates
- 6.** Take Your Emergency Kit


"You may need to leave your home."



"If you need to leave by car, know where you are going before you leave, whether it is a community shelter or a family member or a friend's home."




"It is important that your car is full of fuel and that you keep emergency supplies and clothes in the car."



"If flood water is blocking the road, turn around. Do not drive through the water."

"Do not try to wade or walk through flood water on a sidewalk or bridge, and stay away from any power lines that may have fallen from the storm. If you are outdoors and water is rising, go to the highest ground around you. Even a few inches of water can be dangerous during a flood."


"There are many things you should do to **keep safe** during a flood."



"A family flood plan will help you prepare for what needs to be done before, during, and after a flood."



Flood Safety Review



1 What causes a flood?


- Too much rain overflows onto dry land.
- Rain can cause rivers and lakes to overflow.
- Dams can break and flood rivers and streams.

2 What are the different flood weather alerts?

- Flash flood watch
- Flash flood warning
- Flood watch
- Flood warnings

3 Where can you find weather alert information?

- Listen to radio, TV, and cell phones for the the latest weather updates from the National Weather Service.



Keep Your Family Safe

4 Family flood plan

- Prepare your home to help prevent water from getting into your home by ensuring gutters and downspouts are clean.
- Put together a flood emergency supply kit.
- Tell friends and family where you are going if you need to leave your home during a flood.
- Make sure your pets are safe.

5 Stay safe


- Do not walk or drive through flood waters.
- Turn around if water is blocking the road or sidewalk.

6 And finally...

- Do not return home until the roads are safe to travel.



"Buzz and I want you and your family to be safe during any bad weather. It is very important that you are always prepared for bad weather such as a flood, a tornado or a winter storm. Weather can change very fast and become a storm quickly. **Keep safe and always be prepared.**"



Your
Friends,
Tommy
the Turtle
Buzz
the Bee

Have Your Flood Emergency Kit Ready:

Your emergency kit should include:

- Prescriptions and medicine
- Eyeglasses
- First aid kit
- Food and fresh water
- Extra clothes
- Cell phone and charger
- Flashlight and radio
- Money and important papers
- Priceless items such as photos and other items of value



Other things to do before a flood:

- Have your home prepared before a flood.
- Have a planned destination if you need to leave your home.
- Make sure your neighbors and pets are safe.
- Make sure family members or friends know where you going and that you are safe.
- Do not drive or walk through flooding waters and stay away from downed power lines.
- Do not return home until the roads are safe to travel.





For more information about this book, contact:
The South Dakota Office of Emergency Management



221 S. Central Avenue
Pierre, SD 57501
605-773-3231
www.bReady.sd.gov



Be Smart! Be Safe! Be Ready!