

TORNADO ALERT

DON'T GET HURT!

BE PREPARED



Narrated by
**TOMMY the
TURTLE**

Presented by the
South Dakota Office of
Emergency Management

TORNADO ALERT - Don't Get Hurt!

Presented by
South Dakota Office of Emergency Management



Written and Illustrated by
Ken Alvine



Color and Production by **Linda Smith**

TORNADO ALERT

DON'T GET HURT!



For more information about this book, contact:
The South Dakota Office of Emergency Management
www.bReady.sd.gov
118 W Capitol Avenue
Pierre, SD 57501
605-773-3231

"Hi. My name is **Tommy the Turtle** and I want to visit with you about something **very important**: how to be safe during a **tornado** and how you and your family should prepare for bad weather."






"Here are a few of my friends who live in my neighborhood. 'Hi kids, how are you? What are your plans for today?'"



"Hi, Tommy. We were planning on going to the park today, but it looks like it might storm."




"Yes, it does. It is hot and humid, and the sky looks like a storm is coming."



"If the weather becomes **stormy** or gets **severe**, you will want to stay close to home."

"The weather can change very fast and become bad weather or even form a tornado. Are you and your family **PREPARED** for a tornado?"





"What do you mean, Tommy, if we are prepared? What is a tornado?"



"I have been through a lot of tornadoes and they can be very dangerous."

"A **tornado** has strong winds
in the shape of a **FUNNEL**
that comes down from a
thunderstorm







..... and
when it
touches the
ground, it can do damage
to your home and town."



"Our parents told us some things we should do if we have bad weather like a tornado."


"What would you do if you lost electricity in your house or if you were out in the country or even in your car?"





Tommy says,
"Before we
have another
tornado,
let's make
sure you
and your
family
stay safe."

"Our friend,
Buzz the Bee,
has also been
through a lot of
tornadoes."



"Buzz has
a list of **4**
things we
need to do to
prepare for a
tornado."



**ALWAYS BE
PREPARED
for a
TORNADO!**

- 1.** Be Aware of Bad Weather
- 2.** Prepare an Emergency Kit
- 3.** Have a Plan
- 4.** Know What to Do After a Tornado

"Listen to the Radio and TV and learn the difference between **Watches** and **Warnings**."



"First, always be aware of the bad weather. Watch the sky to see if it looks like it might storm."

Know the difference between a Weather Watch and a Weather Warning


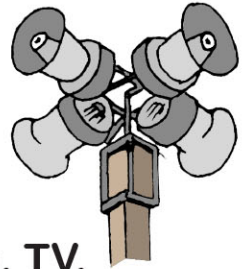


WEATHER WATCH:

The sky looks like there could be a bad storm.

WEATHER WARNING:

Bad weather is happening now. If you are outside, you'll hear the outdoor warning siren blow. If you are inside, you'll get your warning from the weather radio, radio, TV, or get cell phone alerts inside or outside.





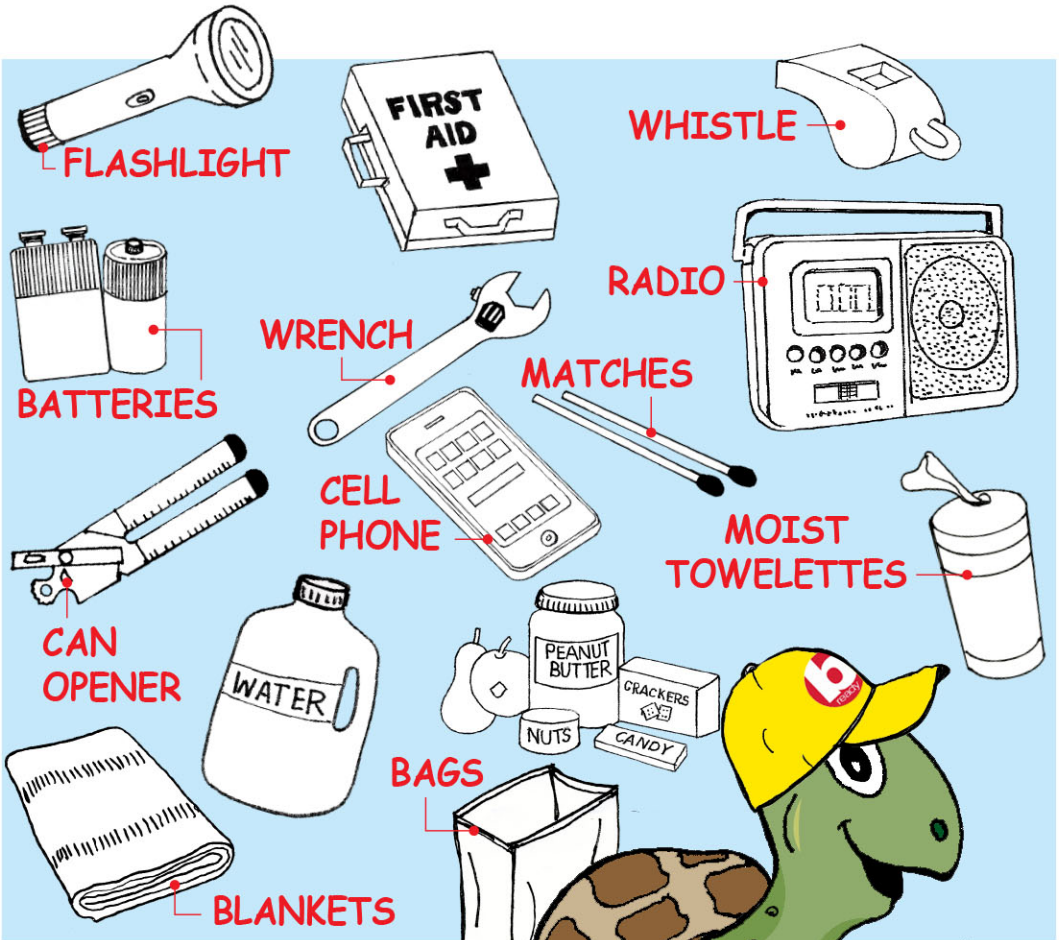
"The second thing you need to do is be prepared before a tornado. You must have an **EMERGENCY KIT** ready."

2

**Prepare
an**

**EMERGENCY
KIT!**

Your **EMERGENCY KIT** Should Include:



"Additional items you should have with you are: any medicines, shoes, and eyeglasses."





"The **Emergency Kit** in your home should include one gallon of water per day for each person for three days and at least a three-day supply of non-perishable food."





"Where should you keep the Emergency Kit?"



"An Emergency Kit should be kept in your home."

"You and your family need to have a plan:

- What do you do?
- Where do you go if you are in your home, in your car, out in the country or at your school?"






"Tornado Warning, go to a **safe place** immediately and tell all your friends to go inside."

"I'm lucky," Tommy says. "I can get into **my home fast** because I have it with me. Buzz can fly to her hive very fast. Don't forget your pets and animals."

"Let's talk about where we should go if we are at home, outside, in a car, or in school."




"Where is the safest place to go in your home during a tornado?"

- Good Place to Shelter
- Bad Place to Shelter



"The safest place to go is the lowest level of your home or the **basement.**"

"What if your home does not have a basement?"



"Seek shelter on the lowest floor in an interior room, such as a closet or bathroom. Bring blankets or pillows with you."

"A car is NOT
a safe place
during a
tornado."



"If you are in a car, leave it and find a shelter. However, if no shelter is available, lie flat in a ditch with your arms over your head."



"If you are playing outside and not near your home during a tornado warning, go inside the shelter that is closest to you."



"If there is a
TORNADO WARNING
while you are at school, be sure to
listen carefully to your
teacher's instructions."




"After a tornado, you need to listen to a radio or TV to hear that it is **ALL CLEAR** and the storm is over before you leave your shelter area."






"Be careful
when leaving
your shelter.
Look for
damage to your
home, fallen trees,
broken glass, power
lines, or anything else
that could hurt you."

"ALL CLEAR!"



"Let's review the **4** important things we must do to prepare for a TORNADO."



KEEP SAFE!

- 1.** *Be Aware of Bad Weather*
- 2.** *Prepare an Emergency Kit*
- 3.** *Have a Plan*
- 4.** *Know What to Do After a Tornado*



Family Tornado Alert Plan

Before a tornado alert happens, you and your entire family should have a **severe weather emergency plan** to keep you safe. Make sure you understand what you should do, where you should go, how to keep in contact with each other during the storm, and have an **emergency kit** prepared. This plan should



cover all

situations whether you are in your home, outside, in your car or elsewhere.

Ensure all family members know how to get ahold of one another after an emergency.




Go over the plan with your family and make a copy for everyone.

**Keep your family prepared
and safe for all bad weather.**

"Buzz and I want you and your family to be safe during any bad weather. It is very important that you are always prepared for bad weather such as a tornado or a severe thunderstorm. Weather can change very fast and become a storm quickly.


Keep safe and always be prepared whether it is a tornado, blizzard, flood, or even very hot weather."



Your
Friends,
Tommy
the Turtle
Buzz
the Bee

Have Your Disaster Supply Kit Ready:

- **Water** — one gallon of water per person per day for at least three days, for drinking and sanitation
- **Food** — at least a three-day supply of non-perishable food
- **Radio** — battery-powered or hand crank radio and a NOAA Weather Radio with tone alert and extra batteries
- **Flashlight** — and extra batteries
- **First Aid Kit**
- **Whistle** — to signal for help
- **Moist Towelettes** — and garbage bags and plastic ties
- **Wrench** — or pliers to turn off utilities
- **Manual Can Opener**
- **Cell Phone** — with chargers





For more information about this book, contact:
The South Dakota Office of Emergency Management



118 W Capitol Avenue
Pierre, SD 57501
605-773-3231
www.bReady.sd.gov



Be Smart! Be Safe! Be Ready!