



Prepare for a
**WINTER
STORM**

in **TIME**
and you
will be ... **FINE!**



Narrated by
**TOMMY the
TURTLE**

Presented by the South Dakota Office of Emergency Management

Prepare for a **WINTER STORM** in **TIME** and you will be **FINE!**

Presented by
South Dakota Office of Emergency Management



Written and Illustrated by
Ken Alvine



Color and Production by **Linda Smith**

Printed by **Sisson Printing, Inc.**, Sioux Falls, SD

Prepare for a **WINTER STORM**

in **TIME**

and you will be . . .

FINE!



For more information about this book, contact:
The South Dakota Office of Emergency Management

www.bReady.sd.gov

221 S. Central Avenue

Pierre, SD 57501

605-773-3231

No part of this book may be reproduced without the written permission
from the South Dakota Office of Emergency Management.




-- building
a snowman,
sledding,

ice skating,
and even
making a
snow angel."



"My name is Tommy the Turtle,
and I really enjoy winter.
However, winter weather
can be dangerous if
you are not prepared for it."





"My friend, **Buzz the Bee**, and I would like to visit with you about some important things that can keep you **safe and warm** throughout the winter."





"It looks like my friends and their parents listened to the weather reports. They are all dressed warmly for winter."

Tommy says,
"Hi kids, are
you having fun?"



"Yes, Tommy, we're having a
great time! Playing in the
snow is a lot of fun."



"Winter is fun,
but before you go
outside during the
winter, you should check
what the weather is like outside
so you always wear the right
clothes and boots."



"You can find out what the weather is by asking your parents, listening to the TV or radio, or even by checking some cell phones."



"Winter can be a lot of fun, but make sure you are also aware of some of the dangers with winter."



"Watch for changes in the weather. It's important that you know the outside temperature, if it's going to snow, and if there is wind. If there is a strong wind, it is important to know about the **wind chill**."

"What is wind chill, Tommy?" the children ask.




"The wind chill is very important to know before you go outside, because it tells us what the

temperature feels like. The wind can make it feel much colder than the actual temperature outside." Wind chill is when very cold temperatures and brisk winds happen at the same time, causing very dangerous winter conditions.




"There are many other things you need to do to be ready for winter.

You must prepare, not just for being outside, but for keeping your home safe, preparing for travel, and even for being safe during school."





"Buzz will tell you how you and your family should **prepare** to keep safe and warm during the winter."



"Even if it looks nice outside and the sun is shining, the temperature can be **very cold**. You will need to bundle up. If you get cold, exhausted, or wet, it is time to go inside."

When You Go Outside....

....always dress in
the right clothes.




"You will want to wear loose-fitting layers of clothes, heavy gloves, heavy socks, a warm hat, and warm boots. You will want to keep your mouth covered with a scarf and keep your body dry."

"I want to tell you other things you need to do to prepare for winter."




"You need to know about a **Winter Storm Watch**, a **Winter Storm Warning**, and a **Blizzard Warning**."



"If you hear there is a **Winter Storm Watch**, this means dangerous winter conditions could happen."

"A **Winter Storm Watch** tells you about the possibility of accumulating snow, strong winds, and freezing rain. During a winter storm watch, you must stay alert to the winter weather forecast. The weather can change very quickly and become a dangerous winter storm."

"A winter storm could bring a lot of snow, freezing rain, and ice.



It could get very cold and strong winds will cause a wind chill. The **winter storm** may include six inches or more of snow and very poor visibility. A winter storm can last for a long time...from 6-8 hours, so you will need to be in a safe and warm place."



"If you are outside during a **Winter Storm Warning**, go home immediately. If you are not near your home, find a safe, warm place as quickly as you can and **stay inside until the storm is over.** Call your parents to let them know where you are."





"Also, a **winter storm** can turn into a **blizzard** very quickly."

"What happens during a blizzard, Buzz?" the children ask.

"A **blizzard** can be very dangerous because it can produce winds gusts of over 35 mph, cause falling and blowing snow to reduce visibility to less than a quarter of a mile, which makes it almost impossible to see. Because the snow is blowing so hard, it is very difficult to do anything outside, especially driving."



You need to **stay inside** during a blizzard.



"Always be ready
for a **WINTER
STORM** or
BLIZZARD, and
stay inside!






"Also, make sure your parents **prepare your home** for winter and a winter storm."

"Tommy and I rely on our homes to keep us safe and warm during the winter."





Keep Your House Safe and Warm

- *Check furnaces and fireplaces*
- *Put new batteries in smoke and carbon monoxide detectors*
- *Keep clothes and blankets away from portable heaters and fireplaces*
- *Turn off portable heaters, put out candles and the fireplace at night*
- *Keep a supply of food in the house*

"Don't forget your pets during cold weather. Keep them warm and out of the wind."

"If you notice your pets have frost bite on their paws, your parents may need to call the veterinarian. Also, make sure your pets get extra food, clean water, and exercise."



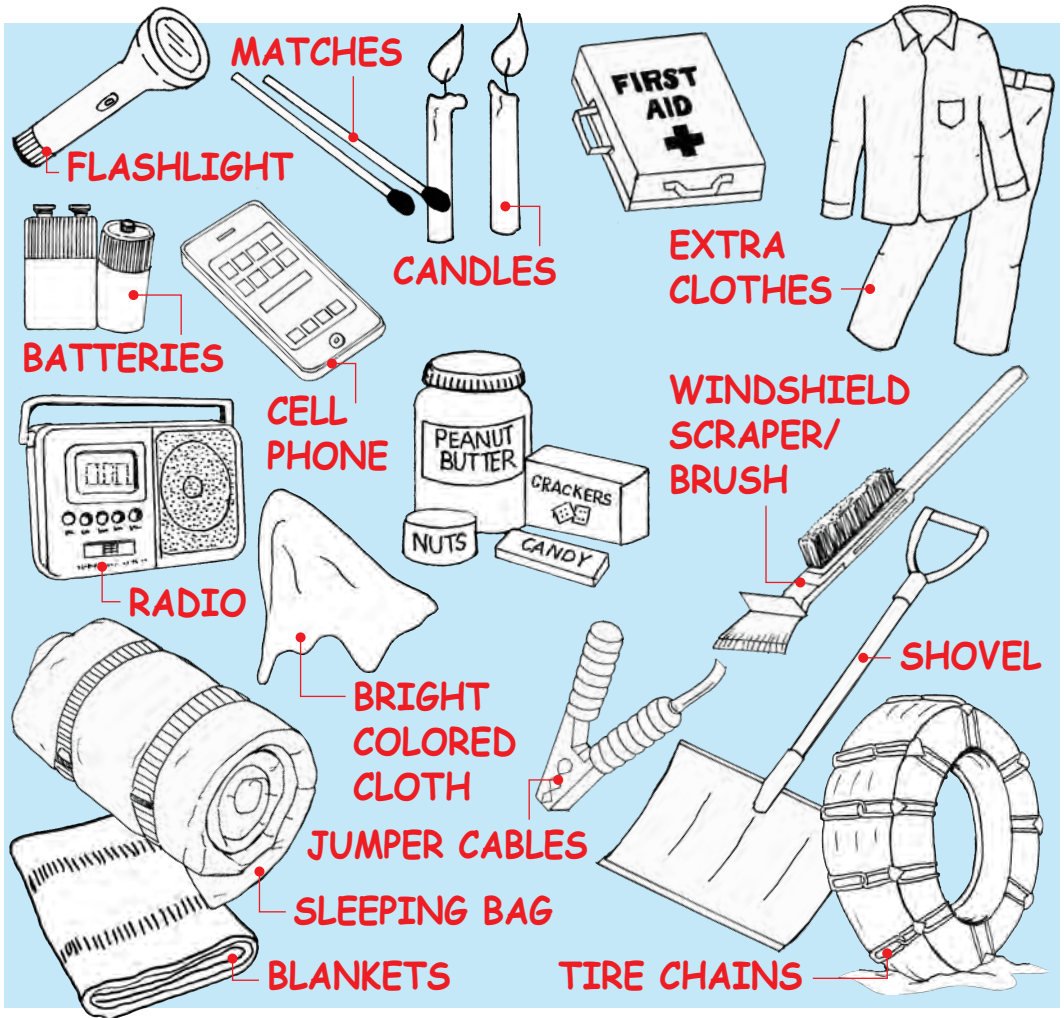
"Before you travel anywhere in the winter, make sure your family listens to the winter forecast and road conditions."

**YOUR LATEST
WINTER ROAD
CONDITIONS...**




"BE PREPARED! Your family should have a full tank of gas and carry a **winter emergency kit** in the car in case you get stuck somewhere."

Your **EMERGENCY KIT** Should Include:

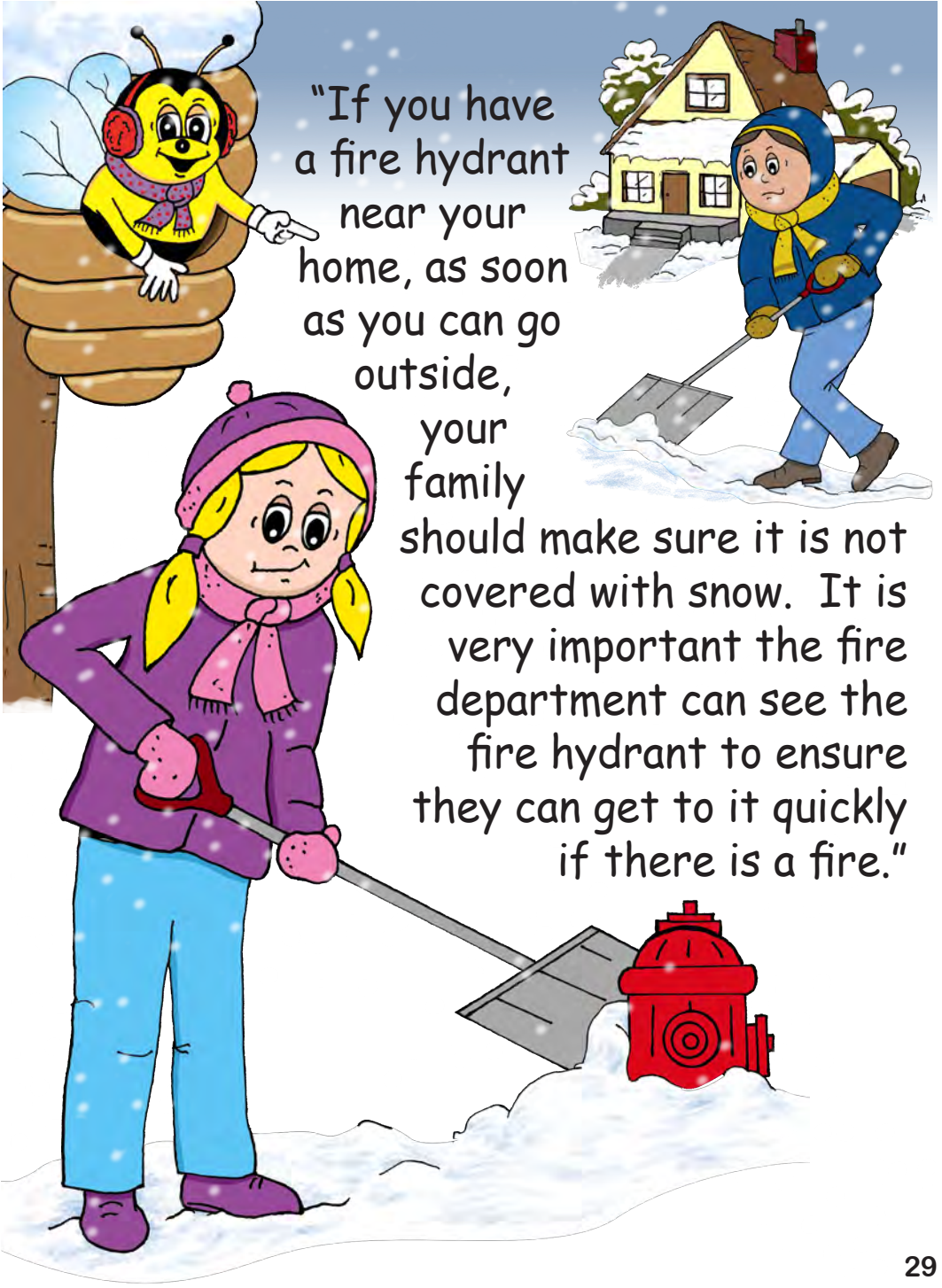


"You should also have water and be sure your cell phone batteries are fully charged. If you should get stranded, hang a bright colored cloth on your vehicle for easy detection."





"If there is a **Winter Storm Watch** or **Winter Storm Warning** when you are in school, listen to your teacher about safety instructions."



"If you have a fire hydrant near your home, as soon as you can go outside, your family should make sure it is not covered with snow. It is very important the fire department can see the fire hydrant to ensure they can get to it quickly if there is a fire."

"Also, when playing outside, be aware of ice and snow conditions.



Be careful not to walk or ice skate on a pond or lake if unsupervised. You could fall through the ice. Be sure you know the area where you are sledding is safe."



"Thanks, Buzz,
for telling us
how to keep
safe and
warm during
the winter
season."

"Now let's
review what
Buzz told us
about winter
safety."



"BEFORE YOU GO OUTSIDE..."

...always check the winter weather conditions and dress warmly."

You can get the latest information on the weather from.....



...the **radio**



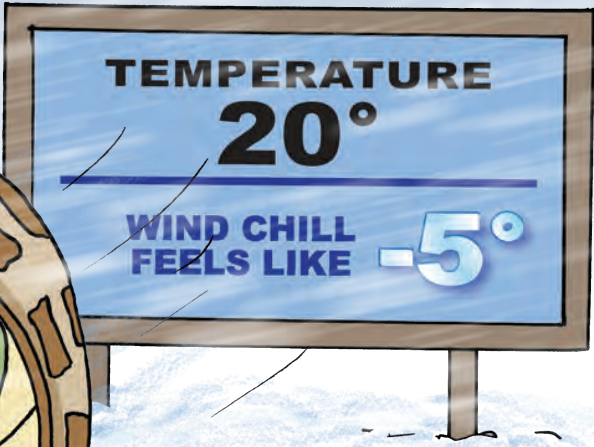
...the **TV**

...your **parents**

...**cell phones**



"It can be very cold,
even if the sun is shining."



"Don't forget
about the
wind chill."



"Know the differences between a **Winter Storm Watch**, **Winter Storm Warning**, and a **Blizzard Warning**. Be sure to wear the correct clothes and warm footwear for the weather conditions."

"Make sure your **HOME** is winter safe."



"Have a winter emergency kit in your **CAR** when traveling."

"Listen to your teacher about safety procedures to follow during **SCHOOL** if there is a Winter Storm Warning."



"Always play in a **safe area**."



"Keep **PETS** safe."



"If you are outside during a **Winter Storm Warning**, go home immediately or find a safe, warm shelter."



"Buzz and I want you and your family to be safe during any bad weather. It is very important that you are always prepared for bad weather. Weather can change very fast and become a storm quickly. **Keep safe and always be prepared** whether it is a **blizzard, tornado, flood, or even very hot weather.**"



Your
Friends,
Tommy
the Turtle
Buzz
the Bee

Have Your Winter Emergency Plan Ready:

For Your **HOME**

- Check furnaces and fireplaces
- Put new batteries in smoke and carbon monoxide detectors
- Keep clothes and blankets away from portable heaters and fireplaces
- Turn off portable heaters, put out candles and the fireplace at night
- Keep a supply of food in the house
- Don't forget your pets during cold weather



For Your **CAR**

- Listen to the forecast and road conditions
- Have a full tank of gas
- **Winter Emergency Kit:**
 - Shovel
 - Flashlight (extra batteries)
 - First aid kit
 - Non-perishable food and water
 - Candles and matches
 - Extra clothes
 - Sleeping bag and blankets
 - Jumper cables and tire chains
 - Battery-operated radio and cell phone
 - Windshield scraper and brush
 - Brightly colored cloth to hang on your vehicle for easy detection.





For more information about this book, contact:
The South Dakota Office of Emergency Management

221 S. Central Avenue
Pierre, SD 57501
605-773-3231
www.bReady.sd.gov



Be Smart! Be Safe! Be Ready!