



SOUTH DAKOTA  
DEPARTMENT  
OF PUBLIC SAFETY

prevention ~ protection ~ enforcement

**Annual Report of NHTSA Funded  
Highway Safety Programs**

**Federal Fiscal Year 2023**

**DRIVESAFESD.COM**

For information about this report, please contact:

Robert Weinmeister, Director  
Office of Highway Safety  
SD Department of Public Safety  
118 W Capitol Avenue  
Pierre, SD 57501  
Phone: 605 773-4949

Website: <https://dps.sd.gov/safety-enforcement/highway-safety>

## Contents

<b>South Dakota Office of Highway Safety Overview.....</b>	<b>1</b>
<b>Executive Summary .....</b>	<b>2</b>
<b>FY2023 Highway Safety Goals and Outcomes.....</b>	<b>9</b>
<b>FY2023 Project Agreement Annual Report Summaries:</b>	
Community Organized Resources for Educating our Youth (C.O.R.E).....	16
Community Outreach and Program Management .....	16
Crash Report Data Collection .....	17
Driver Education Coordinator.....	17
DUI 1 <sup>st</sup> Program .....	18
Emergency Medical Services for Children – Bike and Pedestrian Safety .....	18
Emergency Medical Services for Children – Impaired Driving Prevention. ....	20
Emergency Medical Services for Children – Occupant Safety.....	20
Electronic Grants Management System - EDGAR.....	21
Health Connect.....	22
Highway Emergency Responder Training Foundation.....	22
Impaired Driving Technical Assistance .....	23
Impaired Driving Training.....	23
Law Enforcement Equipment.....	24
Law Enforcement Liaisons.....	24
Law Enforcement Overtime .....	25
Lawrence and Schiller, Media Contractor .....	25
Media.....	26
Office of Rural Health/Emergency Medical Services .....	27
Planning and Administration .....	28
Prosecutor’s DUI Conference.....	28
Seat Belt Survey – Administration and Analysis .....	28
Seat Belt Survey – Observational .....	29
LSS Multi-Cultural Center .....	29
South Dakota Broadcasters Association.....	30
South Dakota Driver Education Association.....	30
South Dakota Office of Attorney General, Division of Criminal Investigation.....	31
South Dakota School of Mines and Technology .....	31
South Dakota State University .....	32
Spink County Coalition.....	33
Students Against Destructive Decisions (SADD).....	33
Traffic Records Coordinating Committee (TRCC).....	34
University of South Dakota-Government Research Bureau.....	35
University of South Student-Counseling Center.....	35
<b>FY2023 Planned Activities not Implemented.....</b>	<b>37</b>
<b>FY2023 Mobilization Activity.....</b>	<b>38</b>
<b>FY2023 Expenditures .....</b>	<b>41</b>

**FY2023 Social and Digital Media ..... 47**

**FY2023 Events and Campaigns..... 50**

## **South Dakota Office of Highway Safety Overview**

The South Dakota Office of Highway Safety is one of fourteen agencies that are located within the South Dakota Department of Public Safety. The Highway Safety Office consists of three full-time staff members, a Director, a Management Analyst, and a Law Enforcement Liaison. In addition to two full-time staff, two part-time employees, a Law Enforcement Liaison and Driver Education Coordinator, work to support local stakeholders and highway safety advocates. Overall management of the highway safety program is the responsibility of the Highway Safety Director. The Management Analyst is responsible for the day-to-day activities regarding the highway safety program. The full-time and part-time Law Enforcement Liaisons assist local law enforcement agencies to improve local highway safety through enforcement and public education. The part-time Driver Education Coordinator provides coordination and support for the driver education process in South Dakota by serving as the primary point-of-contact for any school district administrator or driver education instructor.

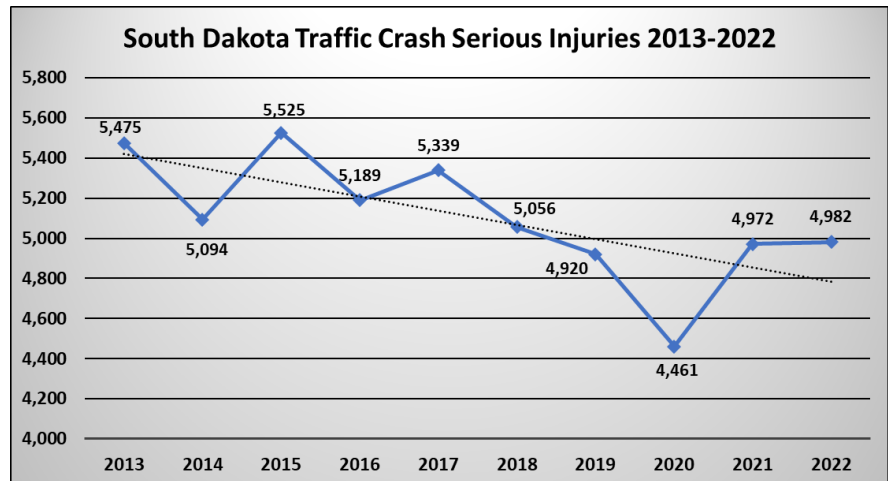
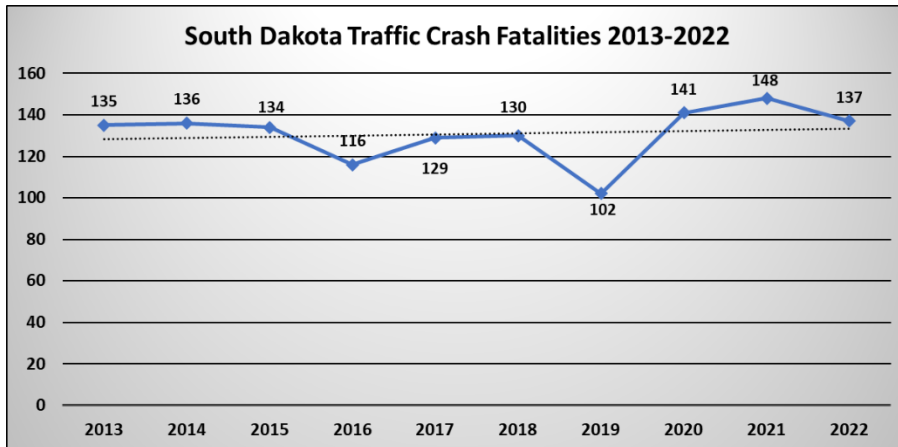
The Office of Highway Safety is committed to developing and implementing data-driven traffic safety programs designed to reduce the number of traffic crashes, injuries, and fatalities occurring on South Dakota roadways. The Office of Highway Safety supports local and state agencies as well as non-profit organizations to diminish the economic and human loss that results from traffic crashes.

The Office of Highway Safety's efforts are focused on increasing the use of seat belts by South Dakotans, reducing the incidence of impaired driving, and improving the safety of our roadways to ensure those who are injured in traffic crashes receive quick response and high quality treatment. Community efforts provide focused impact by using local resources – such as law enforcement, schools, media and safety organizations – to promote traffic safety. Additionally, the statewide motorcycle rider education program is funded by the Office of Highway Safety and administered through the South Dakota Safety Council.

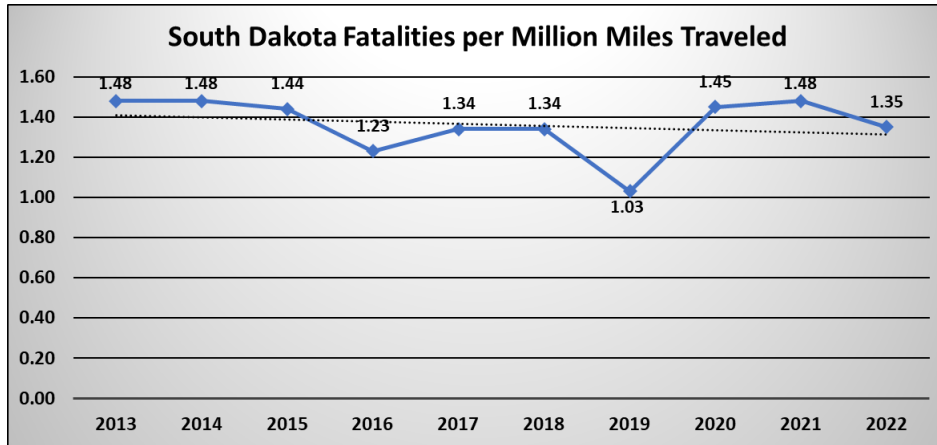
## Executive Summary

This report provides information about NHTSA funded highway safety activities for FY2023. Crash data from 2022 is the most recent one-year data available; this data shows progress for specific highway safety goals.

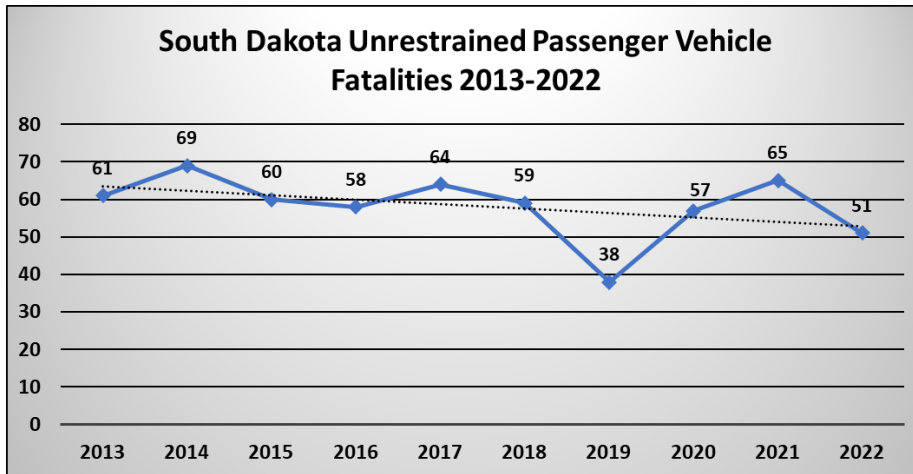
Over the past ten years, there have been an average of 18,300 reportable traffic crashes in South Dakota each year. There were 137 fatalities and 4,982 injuries as a result of traffic crashes in 2022; this is a 7.4% decrease in fatalities and a 0.2% increase in injuries from 2021.



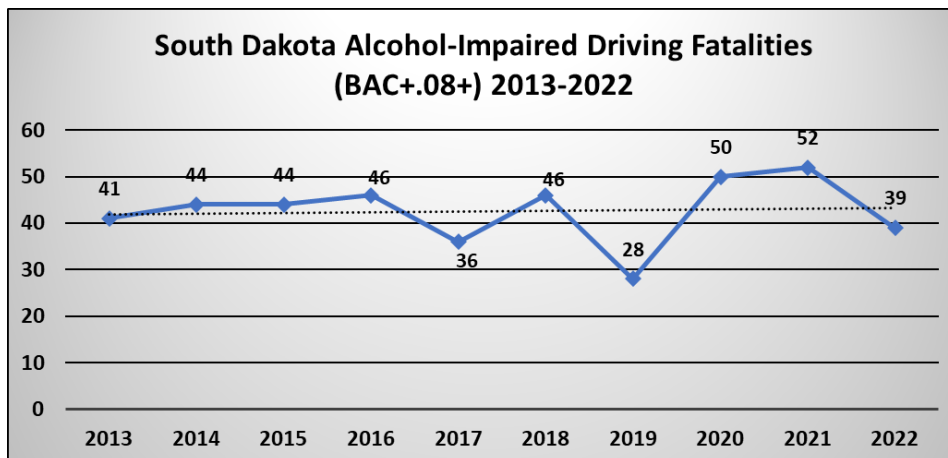
The South Dakota traffic crash fatality rate per 100 million miles traveled decreased to a rate of 1.35 in 2022 compared to 1.48 in 2021. South Dakota saw an increase in vehicle miles traveled, an increase in registered motor vehicles, but a decrease in the number of fatalities in 2022 compared to 2021, which contributes to the decrease in the rate.



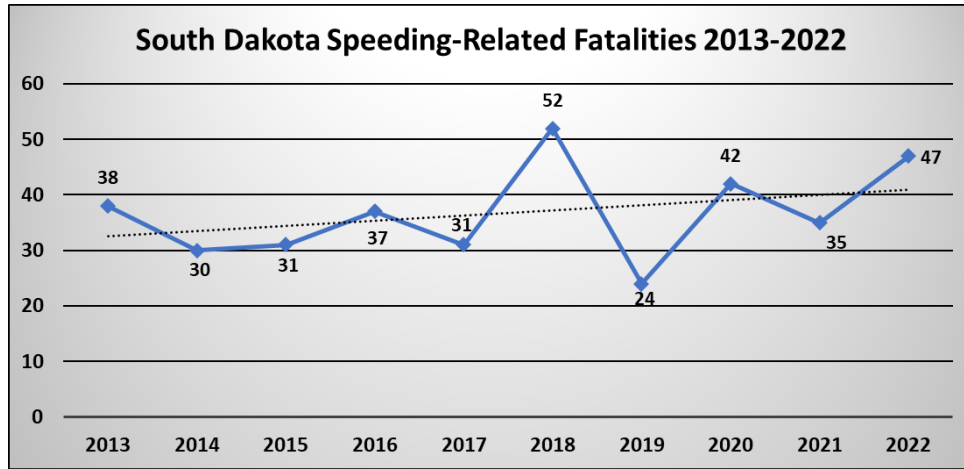
In 2022, over 50% of the motor vehicle occupants killed in traffic crashes were not wearing seat belts. Of the 101 fatalities where seat belt use was involved, 51 were not wearing seat belts.



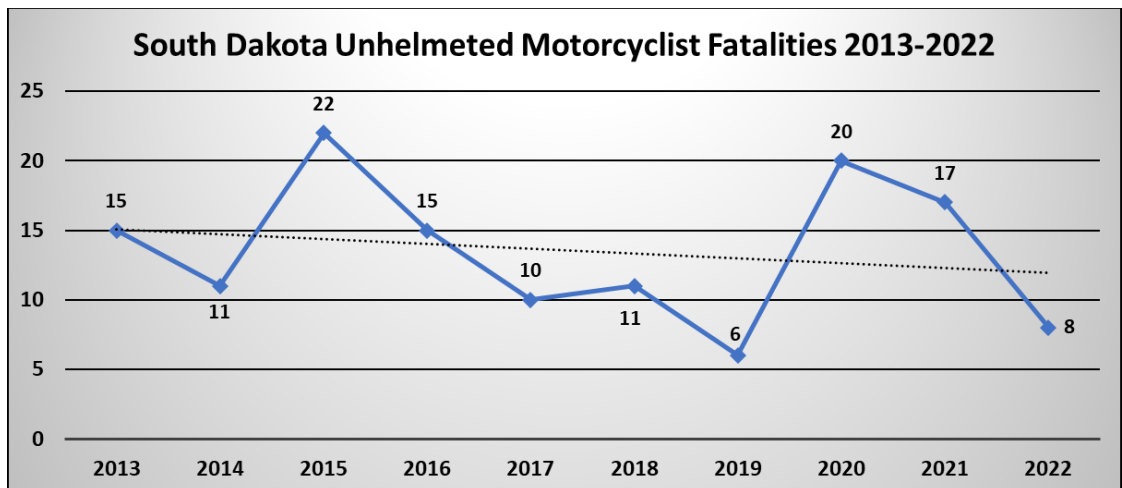
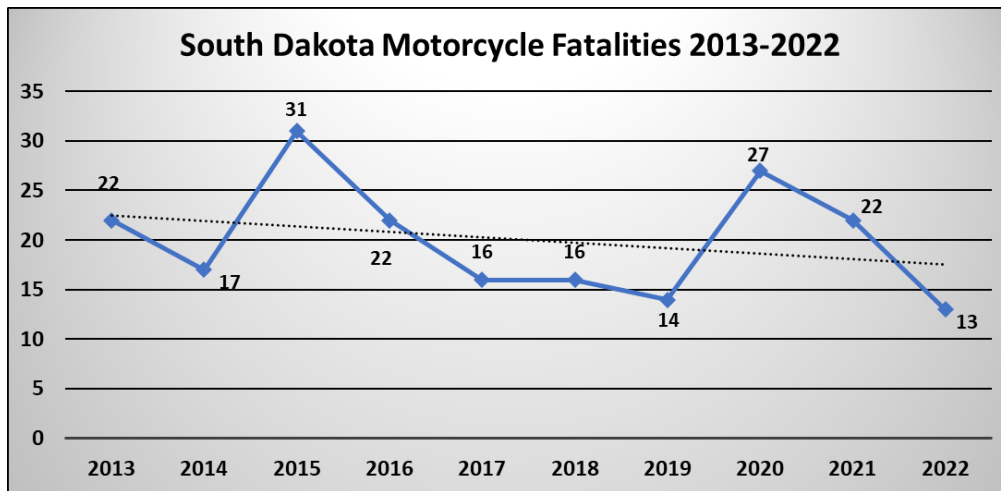
There was a total of 39 alcohol-related fatalities with a BAC=.08+ in 2022 compared to 52 in 2021. This was a 25.0% decrease from 2022 to 2021. While one life lost to impaired driving is too many, the Office of Highway Safety continues to implement methods and strategies to have an influence on impaired driving in South Dakota.



In 2022, speed was a contributing factor in 34.3% of fatal crashes, showing an increase from 23.6% in 2021. The total number of speed-related fatalities also saw a rise in 2022, increasing from 35 in 2021 to 47.

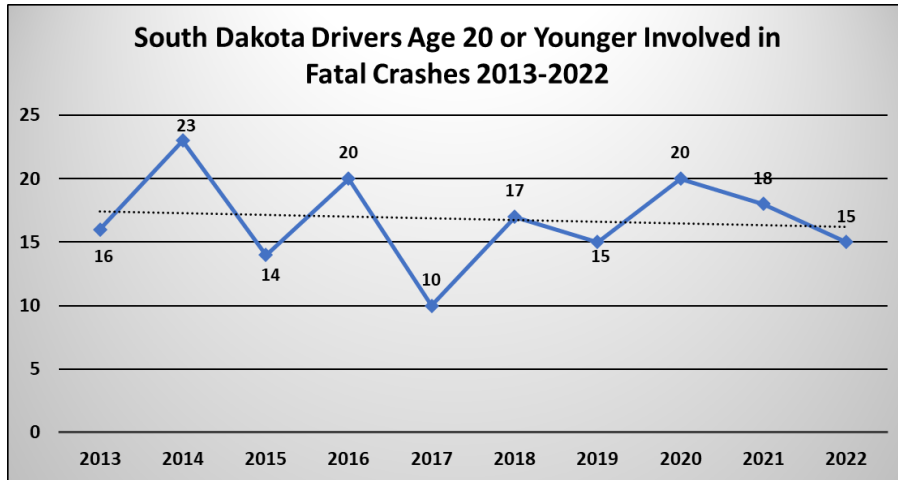


In 2022, the number of motorcycle crash fatalities decreased from 22 in 2021 to 13. Of the 13 motorcycle fatalities in 2022, 10 were drivers and 3 were motorcycle passengers. The number of unhelmeted motorcyclist fatalities decreased from 17 in 2021 to 8 in 2022.

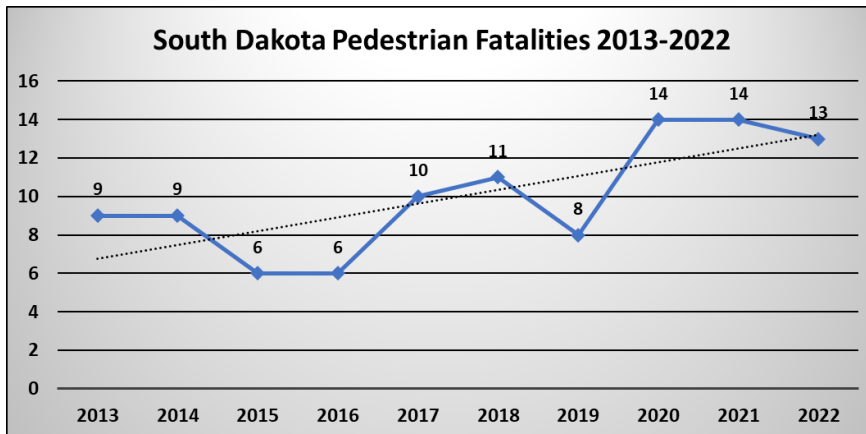




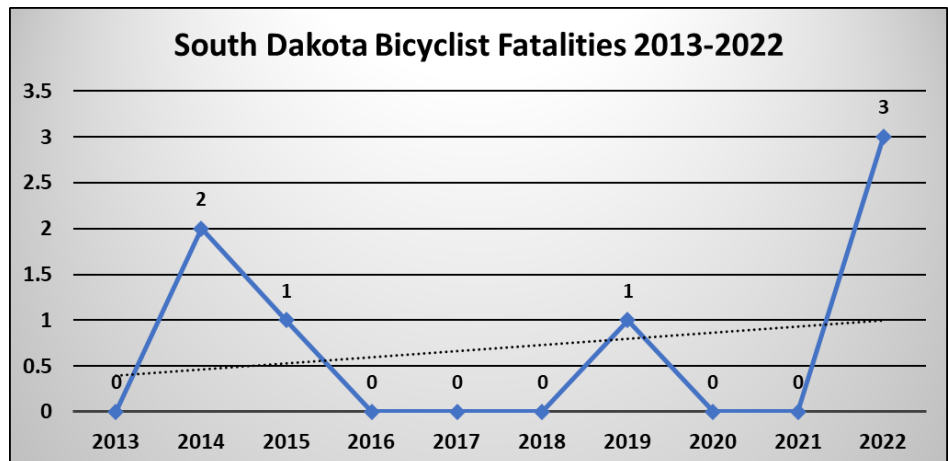
While the number of drivers age 20 and younger involved in fatal crashes has gone up and down over the years, encouragingly, the ten-year trend continues downward.



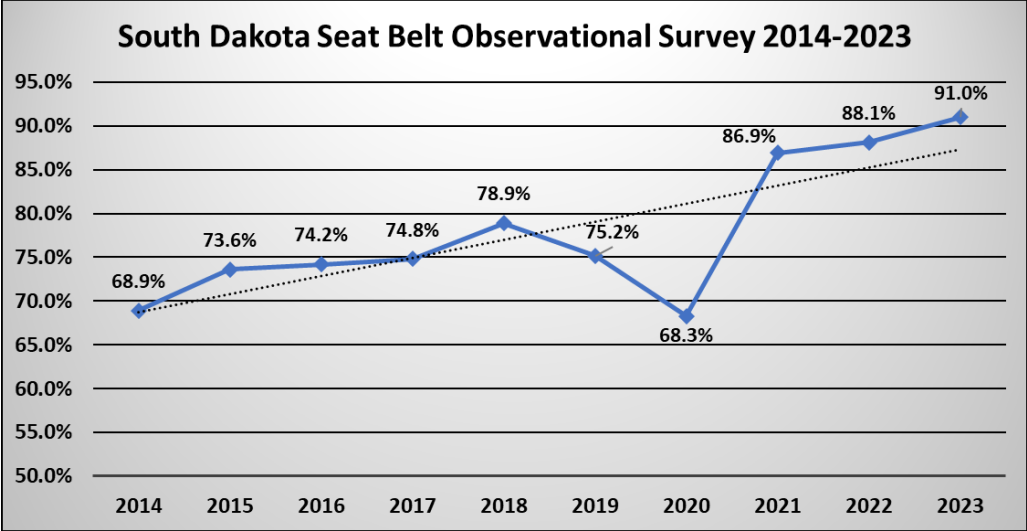
Pedestrian fatalities continue to be a small portion of all traffic related fatalities. Since 2013, the number of annual pedestrian fatalities has fluctuated around an average of 10 per year.



Bicyclist fatalities are highly uncommon in South Dakota. Only 7 bicyclist fatalities were recorded in the state since 2013. There were three bicyclist fatalities in 2022.



The most recent certified observational seat belt survey showed an increase in the number of people wearing seat belts, from 88.1% in 2022 to 91.0% in 2023.



## Assessment of Results in Achieving Performance Targets for FY23 and FY22

Performance Measure	FY2023					FY2022			
	Target Period	Target Year(s)	Target Value FY23 HSP	Data Source/FY23 Progress Results*	On Track to Meet FY23 Target Y/N	Target Value FY22 HSP	Target Year(s)	Data Source/FY22 Final Result	Met FY22 Target Y/N
<b>C-1) Total Traffic Fatalities</b>	5 Year	2019-2023	122.7	2018-2022 State Data 132	N	123.9	2018-2022	2018-2022 State Data 132	N
<b>C-2) Serious Injuries in Traffic Crashes</b>	5 Year	2019-2023	635.9	2018-2022 State Data 578	Y	646.2	2018-2022	2018-2022 State Data 578	Y
<b>C-3) Fatalities/VMT</b>	5 Year	2019-2023	1.20	2018-2022 State Data 1.33	N	1.21	2018-2022	2018-2022 State Data 1.33	N
<b>C-4) Unrestrained Passenger Vehicle Occupant Fatalities, All Seat Positions</b>	5 Year	2019-2023	60.6	2018-2022 State Data 54	Y	61.2	2018-2022	2018-2022 State Data 54	Y
<b>C-5) Alcohol-Impaired Driving Fatalities</b>	5 Year	2019-2023	40.3	2018-2022 State Data 43	Y	40.8	2018-2022	2018-2022 State Data 43	N
<b>C-6) Speeding-Related Fatalities</b>	5 Year	2019-2023	33.2	2018-2022 State Data 40	N	33.7	2018-2022	2018-2022 State Data 40	N
<b>C-7) Motorcyclist Fatalities (FARS)</b>	5 Year	2019-2023	18.9	2018-2022 State Data 18	N	19.1	2018-2022	2018-2022 State Data 18	Y
<b>C-8) Unhelmeted Motorcyclist Fatalities</b>	5 Year	2019-2023	14.2	2018-2022 State Data 12	Y	14.3	2018-2022	2018-2022 State Data 12	Y
<b>C-9) Drivers Age 20 or Younger Involved in Fatal Crashes</b>	5 Year	2019-2023	16.1	2018-2022 State Data 17	N	16.3	2018-2022	2018-2022 State Data 17	N
<b>C-10) Pedestrian Fatalities</b>	5 Year	2019-2023	7.0	2018-2022 State Data 12	N	7.0	2018-2022	2018-2022 State Data 12	N
<b>C-11) Bicyclist Fatalities</b>	5 Year	2019-2023	1.0	2018-2022 State Data 0.8	Y	1.0	2018-2022	2018-2022 State Data 0.8	Y

<b>B-1) Observed Seat Belt Use for Passenger Vehicles, Front Seat Outboard Occupants</b>	Annual	2023	80.0	2023 State Survey 91.0	Y	70.0	2022	2022 State Survey 88.1	Y
<b>Distracted Driving Fatalities</b>	5 Year	2019-2023	7.5	2018-2022 State Data 5	Y	7.5	2018-2022	2018-2022 State Data 5	Y
<b>Number of Law Enforcement Agencies Submitting Crash Reports Electronically</b>	Annual	2022	122	2022 State Data 123	Y	121	2022	2022 State Data 123	Y

**\*State data was used for 2022 to demonstrate FY2023 progress results as 2022 FARS data not available at the time of submission.**

## **FY2023 Highway Safety Goals and Outcomes**

The Highway Safety Plan for FY2023 included the following goals. Progress on these goals is primarily shown using the five-year average of crash data from calendar years 2018-2022.

### **Overall Goals**

#### **C1 – Decrease the traffic fatalities five-year average to 122.7 or less for 2019-2023.**

##### **Outcome:**

The number of traffic fatalities for the five-year (2018-2022) average was 132 fatalities. Based on preliminary data, South Dakota is currently not on track to meet the five-year (2019-2023) average goal of 122.7.

##### **General Assessment:**

While South Dakota traffic fatalities saw a 7% decrease from 2021 to 2022, preliminary numbers for 2023 are showing an increase of 10% compared to this time last year. Although there was a decrease in fatalities from 2021 to 2022, this will not have a big enough effect on the five-year average to meet our goal of 122.7. Continued enforcement, education, and awareness will be imperative in order to achieve a downward trend in the five-year average.

The Highway Safety Office funded the following programs to assist in achieving this goal.

- Community Outreach and Program Management
- Crash Report Data Collection Systems
- Driver Education Coordinator
- Electronic Grants Management System-EDGAR
- Health Connect of South Dakota
- Highway Emergency Responder Training Foundation
- Law Enforcement Liaisons
- Media
- Mountain Plains Evaluation-Traffic Records Coordinating Committee
- Multi-Cultural Center of Sioux Falls
- Planning & Administration
- South Dakota Office of the Attorney General, Division of Criminal Investigation
- South Dakota Office of Rural Health
- University of South Dakota-Government Research Bureau

#### **C2 – Decrease the serious traffic injuries five-year average to 635.9 or less for the 2019-2023 time period.**

##### **Outcome:**

The number of serious traffic injuries for the five-year (2018-2022) average was 578. Based on preliminary data, South Dakota is currently on track to meet the five-year (2019-2023) average goal of 635.9.

##### **General Assessment:**

Injury crash prevention and fatal crash prevention often go hand-in-glove and the fact that the injury crash number goal is met is good news. Both crash reduction programs, however, depend on the ongoing effort in other program areas.

It should also be noted that the higher number of serious traffic injuries allows for greater statistical allowances in data. For example, when a state has a relatively low fatality count, such as South Dakota, the addition of a small handful of fatal crashes is a statistical issue. The South Dakota Office of Highway Safety will continue to explore program opportunities to reduce injury crashes. This will have a corresponding effect on fatal crash numbers.

**C3 – Decrease the five-year average fatalities/VMT to an average rate of 1.20 or less for 2019-2023.**

**Outcome:**

The traffic fatality rate as a function of VMT for the five-year (2018-2022) average was 1.33. The fatality rate is currently in progress and difficult to estimate if South Dakota is on track to meet the five-year (2019-2023) average goal of 1.20.

**General Assessment:**

The Office of Highway Safety has some control over this number, but this goal is almost entirely dependent on vehicle miles traveled by the motoring public. It is the common wisdom of traffic safety professionals that VMT's ebb and flow with the economy. So, while an improvement in fatality counts may be made by the Highway Safety Office, the outcome of this measure is dependent on economic factors outside the control of the state.

**C4 – Maintain unrestrained passenger vehicle occupant fatalities, all seat positions at 60.6 or less for 2019-2023.**

**Outcome:**

The number of unrestrained passenger vehicle occupant fatalities for the five-year (2018-2022) average was 54 fatalities. Based on preliminary data, South Dakota is currently on track to meet the five-year (2019-2023) average goal of 60.6.

**General Assessment:**

South Dakota is a secondary enforcement state and because of that highway safety efforts need to be largely focused on educational messages and teaching the next generation the value of buckling up. NHTSA may argue that secondary enforcement doesn't mean 'zero enforcement' and South Dakota agrees. The stark reality is that enforcement is complicated as a secondary issue. Continued enforcement and education are needed in order to get the five-year average trending toward our goal.

Despite a lack of primary enforcement and a substantial fine for not wearing a seat belt, it remains the duty of the Office of Highway Safety to increase seat belt usage. This will be a continued multi-front project because of the east/west river composite of the state. Adding the nine tribes to the messaging also creates a challenge.

The Highway Safety Office funded the following programs to assist in achieving this goal.

- Law Enforcement Programs/Overtime
- Media
- Seat Belt Survey
- South Dakota Emergency Medical Services for Children

**C5 – Maintain alcohol impaired driving fatalities at 40.3 or less for 2019-2023.**

**Outcome:**

The number of alcohol impaired driving fatalities for the five-year (2018-2022) average was 43 fatalities. Based on preliminary data, South Dakota is currently on track to meet the five-year (2019-2023) average goal of 40.3.

**General Assessment:**

The South Dakota Office of Highway Safety strongly believes that funding a wide range of impaired driving programs will have a positive effect on fatality and injury crash numbers. The ‘frontier’ mentality that it is acceptable to drink and drive has been addressed in many of the Highway Safety Office’s media messages. In order to reach as many drivers as possible, messaging focused on “in-moment” placements where the message can immediately impact behavior. There was also a focus on events and major holidays when there is more traffic on the roads and more drunk drivers behind the wheel.

South Dakota continues to have great success with the DUI First educational materials. These materials are an attempt by our office to standardize the curriculum of those who are charged with their first DUI and charged to attend an educational program as part of their overall sentence. This has been a statistical success.

The Highway Safety Office funded the following programs to assist in achieving this goal.

- Impaired Driving Training Opportunities
- Law Enforcement Programs/Overtime
- Law Enforcement Equipment
- Media
- Mountain Plains Evaluation – Impaired Driving Technical Assistance & DUI 1<sup>st</sup> Program
- Prosecutor’s DUI Conference
- South Dakota Broadcasters Association
- South Dakota Emergency Medical Services for Children
- South Dakota Highway Patrol Drug Recognition Expert (DRE) Training
- South Dakota School of Mines and Technology
- South Dakota State University
- University of South Dakota

**C6 – Decrease the speeding related fatalities five-year average to 33.2 or less for 2019-2023.**

**Outcome:**

The number of speeding related fatalities for the five-year (2018-2022) average was 40 fatalities. Based on preliminary data, South Dakota is currently not on track to meet the five-year (2019-2023) average goal of 33.2.

**General Assessment:**

Speed related fatalities remain a very real problem in South Dakota. The state continues to allocate resources to speed enforcement. Being a very rural state with long stretches of wide-open roadways, the ability to speed has always been an issue. Law enforcement personnel cannot effectively cover the many hundreds of square miles of state roadways simultaneously, which results in the need to educate the public of the dangers.

The preliminary number of speed related fatalities in 2023 have indicated the five-year goal will not be met. Continued partnerships with law enforcement and increased education and awareness are needed in order to see a downward trend in the five-year average.

The Highway Safety Office funded the following programs to assist in achieving this goal.

- Law Enforcement Equipment
- Law Enforcement Programs/Overtime
- Media

#### **C7 – Decrease motorcyclist fatalities to 18.9 or less for 2019-2023.**

##### **Outcome:**

The number of motorcyclist fatalities for the five-year (2018-2022) average was 18 fatalities. Based on preliminary data, South Dakota is currently not on track to meet the five-year (2019-2023) average goal of 18.9.

##### **General Assessment:**

Preliminary data for 2023 is indicating a 150% increase in the number of motorcycle fatalities from 2022 to 2023. This has the potential to be the highest number of motorcycle fatalities in over a decade. The State of South Dakota works diligently to keep this number as low as possible, but the effort is complicated by the annual Sturgis Motorcycle Rally which brings hundreds of thousands of motorcycle enthusiasts to the state each year. Continued education and awareness aimed at both motorcycle riders and motor vehicle drivers are imperative in order to see a downward trend in the five-year average.

#### **C8 – Decrease unhelmeted, motorcyclist fatalities to 14.2 or less for 2019-2023.**

##### **Outcome:**

The number of unhelmeted motorcyclist fatalities for the five-year (2018-2022) average was 12 fatalities. Based on preliminary data, South Dakota is currently on track to meet the five-year (2019-2023) average goal of 14.2.

##### **General Assessment:**

Although the motorcycle safety and training program are funded by state funds each year, the goals cited in C7 and C8 are dependent on motorist activities from visitors to the state and citizens of South Dakota. The Office of Highway Safety has an ongoing educational website (SouthDakotaRides.com) that is actively marketed to individuals with an interest in motorcycle-related activities. Again, this activity is largely funded from state-based revenues. South Dakota has determined that the application process for \$405 funds targeted for motorcycle safety to be far too cumbersome for the amount of funding provided.



**C9 – Decrease the drivers age 20 or younger involved in fatal crashes five-year average to 16.1 or less for 2019-2023.**

**Outcome:**

The number of drivers age 20 or younger involved in fatal crashes for the five-year (2018-2022) average was 17 fatalities. Based on preliminary data, South Dakota is currently not on track to meet the five-year (2019-2023) average goal of 16.1.

**General Assessment:**

Speed, unbelted drivers, and alcohol use are all factors in this performance goal. The Highway Safety Office and the South Dakota Broadcasters Association deploys a campaign each year focused on getting young drivers to pledge to being safe drivers. The Driver Education Coordinator is always examining factors that are missing in South Dakota's driver education programs. Other initiatives are underway in an effort to push this number in a downward direction. Additional work needs to be done on this front, but with one of the lowest legal driving ages in the United States (14 for an instructional permit); South Dakota has significant challenges ahead. Continued education and awareness aimed at teen drivers are imperative in order to see a downward trend in the five-year average.

The Highway Safety Office funded the following programs to assist in achieving this goal.

- Community Organized Resources in Education (C.O.R.E.)
- Lawrence County Teen Court
- South Central Alcohol Task Force
- South Dakota Driver Education Association
- Spink County Coalition
- Students Against Destructive Decisions (SADD)

**C10 – Decreased pedestrian fatalities five-year average of 7 fatalities or less for 2019-2023.**

**Outcome:**

The number of pedestrian fatalities for the five-year (2018-2022) average was 12 fatalities. Based on preliminary data, South Dakota is currently not on track to meet the five-year (2019-2023) average goal of 7.0.

**General Assessment:**

Fatalities in this category are historically tribal in nature. That makes it difficult to treat the problem with an over-arching fix. Statistically speaking, South Dakota does not experience a large number of pedestrian fatalities. Preliminary numbers for 2023 are showing an 8% decrease in pedestrian fatalities, however the five-year average will exceed the goal for FY2023. In 2023, nearly 90% of the pedestrian fatalities involved the pedestrian being struck in the roadway. It is imperative that educational messaging is aimed at motor vehicle drivers as well as the non-motorized population. Education and awareness are needed to increase pedestrian safety and decrease pedestrian fatalities.

The Highway Safety Office funded the following programs to assist in achieving this goal.

- Emergency Medical Services for Children

**C11 – Maintain a bicyclist fatalities five-year average of 1 fatality or less for 2019-2023.**

**Outcome:**

The number of bicyclist fatalities for the five-year (2018-2022) average was 0.8 fatalities. Based on preliminary data, South Dakota is currently on track to meet the five-year (2019-2023) average goal of 1.0.

**General Assessment:**

South Dakota historically has a low number of bicycle fatalities. While the Office of Highway Safety does not typically have a specific media campaign addressing bicycle safety, partnerships with subrecipients allow for targeted education and awareness. Increased educational messaging and awareness are essential to increase bicycle safety and decrease bicycle fatalities.

We funded the following programs to assist in achieving this goal.

- Emergency Medical Services for Children

**B1 – Increase statewide observed seat belt use of front seat outboard occupants in passenger vehicles to 80.0% by December 31, 2023.**

**Outcome:**

The statewide observed seat belt usage for 2023 is reported at 91.0% which is an increase from the use rate of 88.1% in 2022. South Dakota has met the annual target for 2023. The seat belt use rate has been certified by NHTSA Headquarters.

**General Assessment:**

South Dakota continues to make large strides in occupant protection. The Office of Highway Safety recognizes this fact and works within appropriate boundaries to make a difference. In the coming months and year, continued partnerships with law enforcement and increased education and awareness are imperative in order to see a downward trend in the five-year average. Despite a lack of primary enforcement, the Highway Safety Office recognizes the importance of continued education and awareness regarding seat belt use.

**Distracted Driving Fatalities – Maintain the five-year average for distracted driving fatalities to 7.5 or less for 2019-2023.**

**Outcome:**

The number of distracted driving fatalities for the five-year (2018-2022) average was 5 fatalities. Based on preliminary data, South Dakota is currently on track to meet the five-year (2019-2023) average goal of 7.5.

**General Assessment:**

Often times distraction can be hard to investigate unless there is some level of self-admittance. In looking at more in-depth data, lane departure continues to be an issue on South Dakota

roadways. Lane departure can be anything from running off the road to crossing the center line. The assertion can be made drivers are experiencing some level of distraction.

**Number of Law Enforcement Agencies Submitting Crash Reports Electronically – Increase the number of law enforcement agencies that submit crash reports electronically from 121 to 122 for 2023.**

**Outcome:**

South Dakota has met the annual goal of 122 law enforcement agencies submitting crash reports electronically.

**The results achieved during FY2023 for the three required activity performance measures are listed below.**

- Impaired Driving Citations: 474
- Occupant Protection Citations: 2,980
- Speed Citations: 10,944

## FY2023 Project Agreement Annual Report Summaries

### Community Organized Resources for Educating Our Youth (C.O.R.E.)

Contact Information: Rick McPherson  
Community Organized Resources in Education (C.O.R.E.)  
22732 Rando Court  
Box Elder, SD 57719

Project Numbers: 2023-02-23

In order to reach those young drivers, this project provided students and family members across South Dakota with lifesaving information from EMT and first-responders; including the effects of alcohol impairment on driving safety, and the lifesaving benefits of seat belt use. C.O.R.E. purchased a LX49C Full Cab Virtual Trainer and Virtual Driving Essentials experience for trainings, education, and simulated driving scenarios.

This project was funded with Section 402 federal funds.

#### **Project Contribution to Highway Safety Target:**

Throughout the duration of the grant project, C.O.R.E. successfully achieved our objective of reducing the number of drivers age 20 or younger involved in fatal crashes in South Dakota. C.O.R.E. continued to implement a comprehensive strategy that included the coordination of 10 Freshman Impact programs across the state of South Dakota. Program locations were at Alexandria, Box Elder, Gettysburg, Pine Ridge, Martin, Spearfish, Faith, Rapid City, Crazy Horse Memorial and Timber Lake. Two of the Freshman Impact programs were newly implemented this year and were located on the reservations. These programs were attended by a total of 44 school districts, with close to 1700 freshman students participating. Each program also utilizes at least 75 community volunteers and 20-30 upperclassmen students. During the Freshman Impact program, freshmen students engaged in various learning stations that addressed critical issues faced by young teenage drivers, including impaired driving, distracted driving, and seatbelt use. Students participate in interactive and hands-on activities to learn the real-life consequences of poor choices when driving or riding in a motor vehicle. The activities are conducted by local and state law enforcement officers throughout the state, creating an environment to foster positive relationships between law enforcement and youth. Students drove Kawasaki side by sides while wearing Fatal Vision goggles to simulate impaired driving, as well as, attempting to text and drive, too. These activities were under the direct supervision of local law enforcement. The importance of seat belt use was reinforced during the "Battle of the Belts" competition. Additionally, the Virtual Driving Simulator was utilized by the freshmen students who had not yet received their learner's permit and had minimal driving experience. A total of 65 students with nine months or less experience driving were able to experience impaired and distracted driving conditions on the simulator utilizing the One Simple Decision module. Despite initial hiring challenges, C.O.R.E. hired a Program Director to manage and oversee the virtual driving simulator program. The LX49CV Full Cab Virtual Driving Simulator has 16 different driving modules which require approximately 3-4 hours to complete. It addresses driving safety issues caused by teenage driver inexperience.

### Community Outreach and Program Management

Contact Information: Robert Weinmeister  
Office of Highway Safety  
Department of Public Safety  
118 W Capitol Ave

Pierre, SD 57501

Project Numbers: 2023-03-20 and 2023-03-21

This project supported a Management Analyst to provide technical assistance to statewide and local highway safety projects. The Analyst assisted the Director of the Office of Highway Safety with writing federal grant applications, reports, project applications and agreements, project monitoring, technical assistance to project directors, and budget management.

This project was funded with Section 402 and 164AL federal funds.

**Project Contribution to Highway Safety Target:**

This project provides administrative oversight and support.

**Crash Report Data Collection System**

Contact Information: Robert Weinmeister  
Office of Highway Safety  
Department of Public Safety  
118 W Capitol Ave  
Pierre, SD 57501

Project Number: 2023-03-06

The Law Enforcement Officer System (LEOS) enables electronic crash report submission and electronic ticketing for law enforcement. LEOS greatly reduces the time for a crash report to be entered into the state crash database and eliminates many errors in crash reporting. This results in better information in the state crash database.

This project was funded with Section 405c federal funds.

**Project Contribution to Highway Safety Target:**

Affinity Global Solutions is a contractor that provides LEOS training, installation and weekly maintenance for more than 120 local governmental law enforcement agencies.

**Driver Education Coordinator**

Contact Information: Christopher Grant  
118 W Capitol Ave  
Pierre, SD 57501

Project Number: 2023-03-19

This project supported a Driver Education Coordinator to provide coordination and support for the driver education process in South Dakota. The Driver Education Coordinator serves as the primary point-of-contact for any school district administrator or driver education instructor. This position also works to create and maintain a comprehensive database of active driver education instructors across the state.

This project was funded with Section 402 federal funds.

**Project Contribution to Highway Safety Target:**

This project provides administrative oversight and support.

### DUI 1<sup>st</sup> Program

Contact Information: Roland Loudenburg  
Mountain Plains Evaluation  
PO Box 530  
201 N Main St  
Salem, SD 57058

Project Number: 2023-03-18

South Dakota has implemented the South Dakota Public Safety DUI 1st Program across the state to provide consistent drinking and driving programming for DUI offenders with an emphasis on DUI 1st offenders. In FY2023, a contract with Mountain Plains Evaluation again provided evaluation of the 1st Offender Curriculum; this evaluation measured the impact of the programs in reducing recidivism of driving under the influence.

In an attempt to reduce the number of re-offenses for first time DUI offenders, South Dakota developed a twelve hour, standardized, evidence-based curriculum for first time DUI offenders that included education and cognitive-behavioral components. A cadre of providers from across the state have been trained through 2-day certification training and annual refresher training. In addition, providers are required to implement the program consistent with outlined standards to maintain program fidelity. The providers coordinate with the courts for referral of first DUI offenders. Reduction in recidivism rates have been documented for individuals that completed the course when compared to DUI 1st Offenders that did not complete the course. A post 1st Offender course survey, one-year after the course, shows positive behavior change and recidivism rates are much lower for course participants. Additionally, a key important component of implementation of the curriculum is to ensure that all sites are implementing the model in a consistent manner across the state. The evaluators participate in project steering committee meetings, conduct site visits and monitor program implementation to assess the implementation and fidelity of the model.

In FY2023, there were 123 DUI 1st Offender courses offered with 744 individuals that completed the course. The number of courses offered and participations has decreased from the previous year and the project is working to understand the reasons for the decrease.

This project was funded with Section 405d-Imp federal funds.

### **Project Contribution to Highway Safety Target:**

Course Participants recidivate at a slower rate than non-course participants when viewed by year of offense. Individuals participating in the SD Public Safety DUI course completed several forms that provided information used to evaluate change in knowledge and attitude in the form of a pre and post-test. Analysis of program data has documented consistent and lower recidivism rates for program participants compared to controls. Substantial reduction in recidivism has been documented in the initial years after the offence for those participating in the course compared to those who do not. Even after eight-year post arrest, program participants have a recidivism rate of 26.6% compared to 29.9% of controls, an 11.0% decrease in the recidivism rate. The trend indicates that the effect of the program diminishes with time; however even after eight years the percentage of cases that have recidivated is less than the percentage of controls that have recidivated.

## Emergency Medical Services for Children – Bike and Pedestrian Safety

Contact Information: Corolla Lauck  
EMS for Children  
1400 W 22nd St  
Sioux Falls, SD 57105

Project Number: 2023-02-012

SD EMS for Children (SDEMSC) promoted overall injury prevention within the state, focusing efforts toward educating motorists, bicyclists and pedestrians specifically about the rules of the road and best practices.



SDEMSC involved geographic locations identified as priority areas and statewide outreach efforts with like-minded partners to develop and foster sustainable community safety and injury prevention campaigns and programs. SDEMSC collaborates with law enforcement, urgent care clinics, emergency departments, medical facilities, safety organizations, and school districts across SD.

SDEMSC offered injury prevention and safety solutions that were panoptic of South Dakota people. SDEMSC developed and disseminated evidence-based resources collected from reliable and credible sources to support educational programs and awareness campaigns for distribution through community safety advocates and stakeholders.

“Focused efforts will be made to educate caregivers and children with entrenched generational behaviors and attitudes to modify their habits by shifting mindsets from helmets as optional to essential. SD EMSC will help them to understand that best safety practices such as established rules of the road and safe walking/cycling routes help prevent injury and death.”

SDEMSC educated children and their care givers in safe walking and bicycling activities using best practices education. SDEMSC endorsed May Mobilization, National EMS Week, EMSC Day, National Bike and Walk to School Days and incorporated additional safety and injury prevention campaigns throughout the year.

This project is funded with Section 402 federal funds.

### **Project Contribution to Highway Safety Target:**

The overall objective of the bicycle project was to provide a minimum of 10 safety and injury prevention educational events by September 30, 2023. This grant year, bike safety resources were shared with community members across the state for 62 educational events or as-needed disbursement with accompanying information on helmet fitting for those that did not have it. The objective for the bicycle project was met. The overall objective of the pedestrian project was to provide a minimum of 4 safety and injury prevention educational events by September 30, 2023. This grant year, pedestrian safety resources were shared with 4 different groups/organizations. In-person

education was provided to one large group of children. Additionally, provided content for 1 news segment related to pedestrian safety. The objective for the pedestrian project was met.

**Emergency Medical Services for Children – Impaired Driving Prevention**

Contact Information: Corolla Lauck  
EMS for Children  
1400 W 22nd St  
Sioux Falls, SD 57105

Project Number: 2023-02-15



This project focused on targeted safety messaging promoting sober driving and reducing motor vehicle crashes caused by impaired drivers. Sustained messages were promoted throughout the entire grant period. SD EMS for Children (SDEMSC) addressed at-risk audiences regarding drug/alcohol impaired driving prevention and communicated safe driving behaviors to beginning drivers which is crucial for improving the culture and attitudes in South Dakota.

Innovative statewide messaging, awareness materials, safety supplies/resources, and media outreach were disseminated to stakeholders: communities, emergency departments, EMS providers, schools, and law enforcement to foster sustainable community safety and injury prevention campaigns/ programs. Targeted safety messages promoted sober driving and reducing motor vehicle crashes caused by impaired drivers were utilized in December, July, and September.

This project is funded with Section 405d-Imp federal funds.

**Project Contribution to Highway Safety Target:**

The objective of this project was to provide a minimum of 10 safety and injury prevention educational events by September 30, 2023.

A total of 25 impairment safety and injury prevention in-person presentations were provided statewide. Additionally, 11 I Choose program packets were given to South Dakota educators statewide. The objective of this project was met.

**Emergency Medical Services for Children – Occupant Safety**

Contact Information: Corolla Lauck  
EMS for Children  
1400 W 22nd St  
Sioux Falls, SD 57105

Project Number: 2023-02-13





This project focused on communicating safe driving behaviors to beginning drivers and care givers to alter existing entrenched negative generational behaviors by shifting general mindsets, modifies the attitude towards; seat belts save lives. Programs/campaigns included “It’s Not Fine ‘til They’re 4’9”, Choices, Chances and Decisions, Protected Not Ejected and the Pediatric Safe Transport Program for EMS agencies. Targeted safety campaigns to improve seat belt use were conducted in November and May. Education and awareness components across South Dakota are essential elements for increasing proper use of occupant restraints and supporting the efforts of like-minded safety partners to improve the health and well-being of our child and adult populations.

This project is funded with Section 402 federal funds.

**Project Contribution to Highway Safety Target:**

The objective of this project was to provide a minimum of 12 safety and injury prevention events by September 30, 2023. This grant year, there were 25 in-person resources and education provided statewide. There were 7 pediatric safe transport in-person presentations/training statewide. Additionally, 21 EMS professionals received training by training officers of the EMS services. The objective of this project was met. The Buckle Up Phone Down campaign was piloted by SD EMS for Children. A 6-month pilot in the city of Sioux Falls for the months of October-March. A reach of over 20,000 in-person pledges happened during the 49 promotional events worked and held by the SD EMS for Children team. Multiple news articles done with statewide reach and impressions.

**Electronic Grants Management System – EDGAR**

Contact Information: Robert Weinmeister  
Office of Highway Safety  
Department of Public Safety  
118 W Capitol Ave  
Pierre, SD 57501

Project Numbers: 2023-03-23 and 2023-03-24

EDGAR (Electronic Database for Grant Application and Reporting) offers options for the advertisement, submittal and review of grantee proposals/applications, the creation of contracts, the disbursement of funds, the collection and retention of contract deliverables, and requests for reimbursement and post-grant reporting and evaluations. E-grant systems with automatic notifications and reminders help subrecipients stay on track with contract terms and deliverables, alert the state when documents are overdue, collect data for annual reports, and increase staff efficiencies by reducing the issuance of manual notifications from the Highway Safety Office.

This project was funded with Section 402 and 164AL federal funds.

**Project Contribution to Highway Safety Target:**

There are currently 111 law enforcement agencies registered with EDGAR to either manage their Highway Safety grant or report monthly traffic data. There are currently 82 state, community coalitions, and non-profit organizations registered with EDGAR.

### Health Connect of South Dakota

Contact Information: Fran Rice  
Health Connect of South Dakota  
2011 West 26<sup>th</sup> Street, Suite 203  
Sioux Falls, SD 57105

Project Numbers: 2023-02-25

This project conducted community events and community outreach prevention activities on the importance of not driving while impaired, wearing a seat belt and the dangers of distracted driving. Awareness materials and media outreach were created and disseminated to community, school, and law enforcement stakeholders.

This project was funded with Section 402 federal funds.

### **Project Contribution to Highway Safety Target:**

Based on the statistics received from the SD Department of Highway Safety Accident Records, the work of our project did not decrease fatalities in the four-county area. Instead, we went from 25 fatalities in 2022 to 34 fatalities by November 14 in 2023. Despite our disappointment of not reaching the goal, we accomplished positive impact with the community activities completed as summarized below. During the FFY23 project year, Health Connect of South Dakota successfully completed the following activities to accomplish that goal. Two mocktails event held with 16 contestants from 28 entrants competed. Over 100 public attended and extended people choice votes.

Multiple community outreach events were held to include attending the Turner County Fair in Parker and Health Connect Festival in Sioux Falls. Through these community outreach events, education information was shared on distracted driving (using a simulator product), seat belt use, child restraint usage. Distribution of printed resources from the Office of Highway Safety. Safety messages were played on the radio to educate about distracted driving. We worked with the Harrisburg School District youth on distracted driving simulation work with community members, school faculty and students. Community events with educational opportunities (i.e., Family Fest, Avera Spanish event, etc.) were done instead of direct public forums in Minnehaha and Lincoln counties. The challenge in the past year was getting access to venues in Turner and McCook counties. That will be area of growth for Health Connects future project work.

In evaluating the work over the past year, based on data received from the Office of Highway Safety Accident Records division, there were NO reported fatalities in the 4 counties from distracted driving. Of the 34 reported fatalities, 9 were in Lincoln County and 25 in Minnehaha County. Of those reported fatalities, 14 had a relationship to drug or alcohol use and the age range of 20-54 contributed statistically the strongest in the episode numbers. This is the first completed grant by Health Connect of South Dakota. We can see opportunities for growth in all activities and look forward to continuing to work with the Department of Public Safety.

### Highway Emergency Responder Training Foundation

Contact Information: Andy Wicks  
Highway Emergency Responder Foundation  
1402 26<sup>th</sup> Street SE

Watertown, SD 57201

Project Numbers: 2023-02-24

Training tow and recovery personnel in South Dakota in Traffic Incident Management and Equipment Proficiency is an imperative component of post-crash care. Through training, the goal is to make training participants aware of the dangers of working while on the side of the highway. Acknowledging these dangers coupled with gaining proficiency with equipment operation, allows the time exposed to traffic to be minimized by all disciplines that work together during these incidents.

This project was funded with Section 402 federal funds.

**Project Contribution to Highway Safety Target:**

The goal was to train 20 Tow & Recovery personnel in South Dakota in Traffic Incident Management and Equipment Proficiency by September 30, 2023. The goal was surpassed by 25%, or 5 students. The TIMS portion of the two-day class was also attended by 2 Box Elder fire employees as well.

**Impaired Driving Technical Assistance**

Contact Information: Roland Loudenburg  
Mountain Plains Evaluation  
PO Box 530  
201 N Main St  
Salem, SD 57058

Project Number: 2023-03-16

In FY2023, the Highway Safety Office executed a contract with Mountain Plains Evaluation to aid with the Impaired Driving Technical Assistance group.

This project is funded with Section 405d-Imp federal funds.

**Project Contribution to Highway Safety Target:**

The South Dakota Impaired Driving Technical Assistance is required to continue to review state impaired driving data, identify priorities, monitor project implementation, and review progress in conjunction with the Office of Highway Safety and other stakeholders across the state with a vested interest in reducing impaired driving. The South Dakota Impaired Driving Plan presents a synopsis of impaired driving indicators and statistics relevant to impaired driving in South Dakota, outlines areas of concerns, identifies priority areas for future programming, and outlines a process upon which the South Dakota Impaired Driving Technical Assistance can guide and inform the Office of Highway Safety in implementing and prioritizing funding for programming (that is evidence based) to reduce impaired driving in South Dakota.

**Impaired Driving Training**

Contact Information: Robert Weinmeister  
Office of Highway Safety  
Department of Public Safety  
118 W Capitol Ave  
Pierre, SD 57501

Project Number: 2023-03-26

This project provided training and education opportunities to law enforcement officers statewide to increase the probability of detection, arrest, and prosecution of impaired drivers.

This project is funded with Section 405d-24/7 federal funds.

**Project Contribution to Highway Safety Target:**

Continued training and education are necessary in order for law enforcement officers to effectively aid in the prosecution of impaired driving cases.

**Law Enforcement Equipment**

Contact Information: Office of Highway Safety  
Department of Public Safety  
118 W Capitol Ave  
Pierre, SD 57501

Law enforcement agencies that identified highway safety problems through analysis of crash reports and/or citation history were invited to apply for support to purchase specific equipment to address those problems. Funding was used to support equipment purchased for the Highway Patrol, sheriff's offices, and police departments including radar/lidar units, speed signs and speed trailers for speed enforcement (Section 402 dollars), in-car video cameras and breath testing devices (Section 405d-Imp dollars) to enhance prosecution of impaired driving cases.

**Project Contribution to Highway Safety Target:**

The Office of Highway Safety, using crash and citation data, determines which law enforcement agencies should be awarded grants to purchase equipment which will ultimately be used to drive down fatalities and injuries.

**Law Enforcement Liaisons**

Contact Information: Office of Highway Safety  
Department of Public Safety  
118 W Capitol Ave  
Pierre, SD 57501

Project Number: 2023-03-13; 2023-03-14; 2023-03-15

Two individuals with law enforcement experience provided liaison services between the Office of Highway Safety and local law enforcement agencies. In FY2023, the Law Enforcement Liaisons (LELs) worked with law enforcement agencies to promote targeted traffic enforcement, high visibility mobilizations, and public education. The LELs monitor grant funded activities, provide resource materials to all agencies, and monitor traffic enforcement data submitted by law enforcement agencies.

In FY2023, the LELs made contact with nearly all county sheriff's offices and city police departments. The LELs provided technical assistance and resources to the following agencies that received NHTSA funding in FY2023: one state police office, 21 sheriff offices, 25 police departments, one University police, and one tribal law enforcement agency.

These projects were funded with Section 402 and 164AL federal funds.

**Project Contribution to Highway Safety Target:**

This project provides administrative oversight and support.

**Law Enforcement Overtime**

Contact Information: Office of Highway Safety  
Department of Public Safety  
118 W Capitol Ave  
Pierre, SD 57501

Funds were allocated for overtime to support sobriety checkpoints and saturation patrols during the national high-visibility impaired driving and seat belt mobilizations. Overtime was also used to do sustained traffic enforcement during high-risk time frames identified in the project applications from law enforcement agencies. To qualify for overtime, agencies were required to identify a highway safety problem that could be addressed by enhancing traffic patrols.



High-visibility enforcement deters speeding and impaired driving by convincing the public that highways are monitored, and offenders will be punished thereby reducing crashes. Overtime was funded with Section 402 and 405d-Imp federal funds as appropriate to the activity performed.

**Project Contribution to Highway Safety Target:**

The Office of Highway Safety, using crash and citation data, determines which law enforcement agencies should be awarded grants to fund overtime enforcement activities which will ultimately be used to drive down fatalities and injuries.

**Lawrence and Schiller, Media Contractor**

Contact Information: Jamie Hegge  
Lawrence & Schiller  
3932 South Willow Avenue  
Sioux Falls, SD 57105

Project Numbers: 2023-03-11; 2023-03-12

Lawrence and Schiller is a full-service advertising agency that assists the Office of Highway Safety in all of its advertising, social media, and other safety messaging activities.

This contract was funded through Section 164AL and 402 federal funds and through donated bonus ad placement.

**Project Contribution to Highway Safety Target:**

This project focused on public messaging of safety campaigns.

## Lawrence County Teen Court

Contact Information: Alexandra Lux  
Lawrence County Teen Court  
68 Sherman Street Suite 213  
Deadwood, SD 57732

Project Numbers: 2023-02-11

This project worked to use evidence-based models to positively impact youth behaviors to reduce distracted driving and increase seatbelt use. The Lawrence County Teen Court would refer youth who go through teen court for a traffic related offense to complete Alive at 25.

This project was funded with Section 402 federal funds.

### **Project Contribution to Highway Safety Target:**

A safe driving education program was provided to 37% of Lawrence County Teen Court youth. We reached our goal of 100% of Teen Court youth sentenced on impairment related offenses were assessed for warning signs of alcohol/drug abuse and were required to complete services with a certified chemical dependency counselor. We also reach our goal of 100% of teen court youth being provided an opportunity to learn about the effects of substance abuse and gain skills to live healthier and productive lives. We exceeded our objective of 90% of all teen court youth sentenced on substance related offenses will successfully complete their sentence within in 6 months of the sentence with 93.8% successfully completed their sentence in the timeframe. We exceeded our goal 85% of all teen court youth who complete a sentence for an impairment related offense will not re-offend within 6 months of completing their sentences. (Re-offenses include any violation of the law, not just substance abuse offenses.) We had 90% of all teen court youth who complete a sentence for an impairment related offense will not re-offend within 6 months of completing their sentences. We provided all youth offenders and volunteers with evidence based educational materials on distracted driving and seatbelt use. We did not achieve the object of 85% of the youth offenders and volunteers demonstrating competency regarding distracted driving and seatbelt use through a written examination. Only 70% of the youth offenders and volunteers demonstrated competency. Lawrence County Teen Court participated in national distracted driving awareness month at seatbelt use events in Lawrence County. This was conducted at the Spearfish High School. A second event was scheduled for Lead-Deadwood High School but was cancelled due to a gas leak near the school. It was not rescheduled due to finals week and the end of the school year.

## Media

Contact Information: Robert Weinmeister  
Office of Highway Safety  
Department of Public Safety  
118 W Capitol Avenue  
Pierre, SD 57501

Project Numbers: 2023-03-17; 2023-03-22; 2023-03-25

This project is meant to raise awareness through education regarding all on Highway Safety issues. The Office of Highway Safety will use the NHTSA Communications Calendar and selected NHTSA traffic safety campaign resources in coordination with state developed public education materials. Paid

TV and radio ads will be run during the national mobilizations using either NHTSA or state developed ads. These ads will be placed through the media contractor. The PIO will work with the media contractor to determine the best means to reach the target demographics.

This project was funded with Section 164AL, 402, and 405d-24/7 federal funds.

**Project Contribution to Highway Safety Target:**

This project focused on public messaging of safety campaigns.

**Office of Rural Health/Emergency Medical Services**

Contact Information: Marty Link  
NEMESIS  
600 E Capitol Ave  
Pierre, SD 57501

Project Number: 2023-02-33

The Office of Rural Health leveraged the state's trauma system and EMS reporting to monitor on-scene times. Quarterly trauma cases were reviewed monthly and scene times are reviewed as part of these reviews. The systems continue to advocate for effective and timely scene management to decrease overall on-scene times. During these performance improvement calls, participating EMS provide context to RN, physicians, and surgeons as to the initial patient findings, treatments, and potential delays. We were able to conduct a comprehensive analysis of utilization of ambulance transports with lights and sirens. Analysis of the provider's primary impression to help identify patient acuity was also reviewed. This allowed resources and highlighting of best practices with transportation safety. Continued encouragement in the participation in the Department of Health's injury prevention workgroup to share this information. We were also able to provide service specific reports that ambulance services can run, review, and conduct performance improvement with.

Our initial goal with this grant will be to research and provide lights and siren use by EMS personnel statewide and compare that to national standards. The EMS Program would then identify use of lights and siren by agency researching the provider impression of to determine overuse of lights and sirens. Following this data analysis, the EMS Program would highlight best practices for use of emergency modes while transporting patients. Furthermore, the EMS Program would work to promote Public Safety messaging via social media for the motoring public on how to safely react to an ambulance encountering an ambulance in an emergency mode.

This project was funded with Section 405c federal funds.

**Project Contribution to Highway Safety Target:**

Analysis of reported 911 responses showed a total use of lights and sirens of 17.5% which not only met but exceeded our expectations. Part of this reduction strategy was the use of our newly developed Telemedicine in Motion initiative which connects physicians, nurses, and paramedics to pre-hospital providers through audio/video connection. EMS agencies are focused on the use of lights and sirens to reduce the risk to ambulance personnel, patients, and the motoring public. Studies have shown that a collision is up to four times higher with the use of lights and sirens. A recent statewide assessment conducted during this grant cycle indicated 72% of ambulance responses were dispatched for a lower acuity classification—based on the patient's reported chief complaint. The Telemedicine in Motion initiative is currently live with over 80 sites and has demonstrated its worth with over 800 patient encounters. One of the many benefits of this initiative connects seasoned medical clinicians with EMS

providers. This is especially helpful with newer or less seasoned EMS providers which in turn may decrease emergency responses to healthcare facilities with real-time consultation.

### Planning and Administration

Contact Information: Robert Weinmeister  
Office of Highway Safety  
Department of Public Safety  
118 W Capitol Avenue  
Pierre, SD 57501

Project Number: 2023-03-10

Funding for this project was provided by Section 402 federal funds and state match.

#### **Project Contribution to Highway Safety Target:**

This project provides administrative oversight and support.

### Prosecutor's DUI Conference

Contact Information: Robert Weinmeister  
Office of Highway Safety  
Department of Public Safety  
118 W Capitol Avenue  
Pierre, SD 57501

Project Numbers: 2023-03-09

The Prosecutor's DUI Conference was held May 3<sup>rd</sup> in Deadwood, SD. This training provided prosecuting attorneys the most effective methods of investigating and prosecuting impaired drivers. A total of 59 State's Attorneys were in attendance.

This project was funded with Section 405d-24/7 federal funds.

#### **Project Contribution to Highway Safety Target:**

Continued training and education are necessary in order for prosecutors to effectively prosecute impaired driving cases.

### Seat Belt Survey – Administration and Analysis

Contact Information: Upper Great Plains Transportation Institute  
North Dakota State University  
NDSU Dept. 2880 PO Box 6050  
Fargo, ND 58108-6050

Project Number: 2023-03-07

In FY2023, the Office of Highway Safety contracted with Upper Great Plains Transportation Institute, North Dakota State University (NDSU) to administer and analyze data for the annual seat belt survey. The survey was administered in partnership with the EMS Association, described below. The seat belt



portion of the survey was administered with established guidance from NHTSA including site selection, the manual and training for observers, coding forms, and schedule for observations.

This project was funded with Section 402 federal funds.

**Project Contribution to Highway Safety Target:**

NDSU received the data from the SD EMS Association, described below, performed the analysis, and produced the final report on the results of the survey. The seat belt usage rate in South Dakota increased from 88.1% in 2022 to 91.0% in 2023.

**Seatbelt Survey – Observational**

Contact Information: Katherine Benton  
SD EMS Association  
9001 N Kiwanis Ave  
Sioux Falls, SD 57107

Project Number: 2023-03-07

The Office of Highway Safety contracted with the SD EMS Association for the observation portion of the annual seatbelt survey. The Association provided EMT's to perform the observations at pre-determined sites and times. The data was gathered according to NHTSA protocols and provided to UGPTI for analysis (see above).

This project was funded with Section 402 federal funds.

**Project Contribution to Highway Safety Target:**

In 2023, the seat belt usage rate in South Dakota was 91.0%. These surveys provide a guidepost for future enforcement and messaging campaigns.

**LSS Multi-Cultural Center**

Contact Information: Sheri Ekdom  
LSS Multi-Cultural Center  
515 N Main Avenue  
Sioux Falls, SD 57104

Project Number: 2023-02-31

This project provided safe driving instruction to non-English speaking individuals. Many non-English speaking individuals living in the Sioux Falls area are driving vehicles without the proper education, testing and licensing due to language barriers. Driver Education classroom curriculum will be translated into five different languages including Spanish, Amharic, Arabic, Russian, and Kunama.

This project was funded with Section 402 federal funds.

**Project Contribution to Highway Safety Target:**

The initial outcome projection of maintaining documentation that at least 100 non-English speaking individuals participate in the course in the initial year was not met. At the outset of this project, we

realized that it was an ambitious endeavor, and that we were attempting something that has never been done in South Dakota before. The original budget underestimated the combined cost of in-person instruction, written supplemental material in English and five target languages, and 180 hours of edited video produced in English and each of the five target languages. After careful analysis by Lutheran Social Services and discussion with Office of Highway Safety/SD Department of Public Safety staff, it was decided to focus on only the videos. For this reason, we did not meet our initial outcome projection of maintaining documentation that at least 100 non-English speaking individuals participate in the course in the initial year. In October and November, we held four focus groups corresponding to the four target language video series produced—Amharic, Spanish, Arabic and Ukrainian. Each group had its own unique feedback. For Amharic, they suggested that the videos be more visual for learners who may have had limited exposure to motor vehicles. For Spanish, the feedback was more detailed, and much of it involved specific information that was omitted from the instructor’s presentation. The Arabic and Ukrainian groups were generally positive. In all the groups there were instances where a phrase or term was mistranslated, and the resulting statement did not make sense. This has given us insight into the process of converting the original English into each of the target languages. More than one of the groups also requested written supplemental material, which was an element to the original plan that we had to set aside for budgeting reasons. The feedback from the focus groups taken into consideration, we plan to continue to work on this project for the same five target languages in the following year. Our priorities are the following: To focus on the existing five languages before adding more to the offering. Develop a Power Point presentation based on the South Dakota Driver’s License Manual. We look forward to the greater access and self-sufficiency it will bring to many residents of Sioux Falls.

### South Dakota Broadcasters Association

Contact Information: Steve Willard, President  
South Dakota Broadcasters Association  
106 W Capitol Ave, Suite 7  
Pierre, SD 57501

Project Number: 2023-03-08

This is a nationally unique project that utilizes “paid public service announcements” placed on every broadcast station in South Dakota through the State Broadcasters Association. The contract with SDBA generates a minimum of 3 to 1 in match. In other words, for every one paid announcement, the broadcast stations place another 3+ announcements in their schedules. The match activity is well-documented by broadcast affidavits.

This project was funded with Section 164AL federal funds.

### **Project Contribution to Highway Safety Target:**

This project focused on public messaging of safety campaigns.

### South Dakota Driver Education Association

Contact Information: Gerald Johnson  
South Dakota Driver Education Association  
509 N Arch St  
Aberdeen, SD 57401

Project Number: 2023-02-04

In order to reduce traffic crashes among novice drivers ages 14-18, the Association attempted to improve the delivery of driver education services to South Dakota youth through offering best practices training to driver education instructors. South Dakota Driver Education Association (SDDEA) formed a committee within the SDDEA to study the efficacy of establishing nationally recognized driver education standards in SD as well as to study the efficacy of recommending various national classroom and behind-the-wheel curriculums to SD driver education instructors.

This project was funded with Section 402 federal funds.

**Project Contribution to Highway Safety Target:**

The objective of this project was to reduce the number of fatal and injury crashes for ages 14-18 from October 1, 2022 to September 30, 2023 by 5% from 707 in FFY 2021 to 672. SDDEA hopes to continue to improve the quality and consistency of driver education to reduce the number of fatal and injury crashes for young drivers. SDDEA hosted a Driver Education Conference in 2023, attended by 23 instructors from across the state. Presentations on improving in class and in car instruction were provided as well as instruction on technology integration in vehicles and challenges in sharing the roadway with other road users. Statistics from the Department of Public Safety show the number of fatal and injury crashes for ages 14-18 from October 1, 2022 to September 30, 2023 was 625.

**[South Dakota Office of the Attorney General, Division of Criminal Investigation \(DCI\)](#)**

Contact Information: Hank Prim / LaDonna Holm  
South Dakota Office of the Attorney General, DCI  
1302 E Hwy. 34, Suite 2  
Pierre, SD 57501

Project Number: 2023-02-03

This project provided advanced traffic crash investigative and alcohol related traffic enforcement opportunities to law enforcement officers throughout South Dakota.

This project was funded with Section 402 federal funds.

**Project Contribution to Highway Safety Target:**

Event Data Recorder Use in Crash Reconstruction Course which was held on October 10 – 14, 2022 – 17 officers completed the course. DWI Detection & Standardized Field Sobriety Testing Instructor Development Course which was held on October 17 – 21, 2022 – 19 officers completed the course. Three Driving Under the Influence of Cannabis Classes which were held on October 12, 2022, November 30, 2022, and December 12, 2022 – 65 officers completed the classes. These courses/classes provided needed continuing education in advanced accident investigation techniques and drunk and drugged driving enforcement. Officers from thirty-eight law enforcement agencies throughout the state were selected to attend these training courses/classes after completing the Law Enforcement Training’s advanced training application process.

**[South Dakota School of Mines and Technology](#)**

Contact Information: Duane Kavanaugh  
School of Mines and Technology  
501 E St Joseph St  
Rapid City, SD 57701

Project Number: 2023-02-29

To prevent college students from drinking and driving, the driving safety prevention program offered small group programming and advertised with brochures, posters, website, and tabling events at various colleges. Orientation and small groups provided understanding of alcohol potency, driving impairment, BAC calculation, legal/educational/financial and health harm, and options for pre-planning safe rides home. The School of Mines continued to develop their partnership with Rapid Taxi to offer college students from four different campuses safe rides home.

This project is funded with Section 405d-Imp federal funds.

**Project Contribution to Highway Safety Target:**

The objective of this project was to increase the number of educational prevention tabling over 100% (from 8-23) and the number of students utilizing Safe Rides Program by 20% (from 40-48). In the second two quarters there was an increase in prevention publication including social media platforms and at sporting events at SD Mines. These addressed safe alcohol and other drug use and alternatives to use. Efforts included social media campaigns and advertising at sporting events including the Safe Ride Program. The Safe Rides program took part in the Wellness Fairs on the South Dakota Mines and Western Dakota Tech college campus. SD Mines Wellness Fair had 425 attendees, of which 90% (380) were students. During the fiscal year, the University was able to re-institute the Safe Rides Program following the pandemic. There were 7 users of the safe ride program in the fiscal year. This took some time to get back up and running due in part to the local taxi company struggling to have drivers available. Discussions have continued to reestablish and increase student use for the Safe Rides program. Students shared that they are increasing their planning if they are going to be drinking alcohol, and always have a plan and a "designated driver" identified that will not drink. Informational items were created such as new Safe Rides/Don't Drink & Drive Poster w/ QR code to access calling for a ride via student cell phones. Educational presentations were made to freshman dorms with over 200 students attending.

**South Dakota State University**

Contact Information: Mariah Weber  
South Dakota State University  
1440 N Campus Drive, Room 104, Box 2818  
Brookings, SD 57007

Project Number: 2023-02-19

The South Dakota State University (SDSU) Safe Rides program focused on impaired driving education for SDSU students and provided alternative transportation for students to prevent impaired driving. Program education was provided through presentations in Residential halls and in classrooms; posters, promotional messaging in the Collegian newspaper and feedback from a self-assessment tool/survey administered to freshmen. The SDSU Safe Ride program is a partnership between the SDSU Wellness Center, the SDSU Students' Association, Brookings Area Transit Authority (BATA), the South Dakota Office of Highway Safety, and the City of Brookings, offering a safe transportation alternative to SDSU students, Brookings community members, and visitors.

This project was funded with Section 405d-Imp federal funds.

**Project Contribution to Highway Safety Target:**

The goal of this project was to reduce the number of alcohol related crashes in the City of Brookings by 20% from 5 in FFY2021 to 4 by September 30, 2023. During FY2023 (October 1, 2022-September 30, 2023) there were 5 total alcohol-involved crashes in the city of Brookings with 0 deaths and 3 injuries.

The Rabbit Ride program transported a total of 17,685 riders during FY2023 – which was a decrease from last year’s single year high of the program. The reason for the decline was attributed to switching ridership apps from Tap Ride to Transloc which caused service interruptions during the year. The program was also unable to add an extra bus to speed up transportation due to lack of employee consistency. Focus was shifted on the promotion of the program which still provided a significant number of riders during the grant year.

### Spink County Coalition

Contact Information: Heidi Appel  
111 E 6<sup>th</sup> Ave  
Redfield, SD 57469

Project Number: 2023-02-21

This project utilized the driving simulators to provide youth programming of safe driving instruction presentations and events. Partner with the South Dakota Highway Patrol, Spink County Sheriff Office, Redfield Park and Recreation to host youth events focused on safe driving to reduce youth crashes. Presentations were made at driver's education classes in the county to aid new driver's in understanding how important it is to drive safe. The driving simulators were utilized at all youth and community events; National Night Out, driver's education classes, and the 4th of July celebration to reduce distracted and impaired driving. To spread safe driving messages further in the community, a new billboard was constructed. and many social media posts from Drive Safe SD and our local Sheriff's Office were shared on the CARD and Spink County Coalition's Facebook pages.

This project is funded with Section 402 federal funds.

### **Project Contribution to Highway Safety Target:**

This project's goal was to provide safe driving instruction to a minimum of 100 students in Spink County September 30, 2023. This objective was met as a series of strategies, including radio advertisements, community events and activities for young people were conducted with the aim of reducing the number of crashes in Spink County. Partnerships with the Sheriff's Office, local schools, driver's education instructors, and community partners were utilized to spread greater awareness and increase efficacy of our messages. Every December, the Spink County Coalition organizes a month-long program called "4-D Month" in which we encourage all students in the Redfield School District to participate in a poster and video contest. To promote the contest, we have developed and displayed promotional materials, conducted presentations in classrooms, and collaborated with the South Dakota Highway Patrol to evaluate the activity. The prize for winning the contest is an opportunity for the winning students to have lunch with representatives from the Spink County Sheriff's Office and the South Dakota Highway Patrol. Our events provided consistent messaging and efforts to increase youth driving skills and decrease unsafe practices like speeding, distracted driving, impaired driving, and inexperienced driving. We have seen a continued increase in the number of students, faculty and parents wearing their seatbelts before and after school.

### Students Against Destructive Decisions (SADD)

Contact Information: Morgan Cihak

SADD, Inc.  
655 15th St NW Suite #800  
Washington, DC 20005

Project Numbers: 2023-02-26

This project aimed to engage current South Dakota SADD chapters and work to add additional chapters while conducting peer-to-peer traffic safety events at a school or community level. SADD looked to use a data-driven approach to identify the leading causes of teen crashes and use evidence-informed programming that addresses distracted driving.

This project was funded with Section 402 federal funds.

### **Project Contribution to Highway Safety Target:**

Increased the number of SADD Chapters in South Dakota from an undetermined number to 12. SADD reached more than 50,000 individuals. Objective I projected that SADD would increase the number of registered chapters from 16 to 25 within the state. By the end of Q1, only 7 chapters were established and active. From there, the team shifted their focus to fostering new connections and rekindling old ones. As of the completion of this grant, 12 chapters are registered in MySADD (SADD's membership database). Although this comes short of our goal of 25 chapters, we made great progress in rejuvenating SADD within the state and maintaining active membership within each of the enrolled chapters. Objective II Projected Outcome: SADD will host at least 20 teen traffic safety events at the local, regional, and statewide levels. SADD will reach at least 20,000 individuals. Objective II Actual Outcome: SADD will host at least 27 teen traffic safety events at the local, regional, and statewide levels. SADD reached a minimum of 20,000 individuals. SADD hosted 27 teen traffic safety events, exceeding Objective II's proposed outcome of 20 events by 35%. We suspect more events were hosted by our local chapters but went unreported. These events varied in presentation, format, and purpose, but all contributed to the success of this goal. Objective III Projected Outcome: SADD will partner with at least 15 different local, state, and national organizations to create, expand, promote, and evaluate teen traffic outreach. SADD will reach 125,000 individuals. Objective III Actual Outcome: SADD partnered with 23 different local, state, and national organizations to create, expand, promote, and evaluate teen traffic outreach. SADD reached close to 120,000 individuals. SADD partnered with 23 local, state, and national organizations to expand programming and engaging the community in South Dakota. With an initial goal of 15 partners, Objective III was the most successful one yet, as this goal was surpassed by 53.3%. The resources created with these partnering leaders in traffic safety are perhaps the most important deliverable of this grant, as the majority of them are evergreen and can be reused by students in the state for years to come. Furthermore, with the help of social media and traditional media, a large portion of the state was reached and impacted by these meaningful, cross-organization conversations. While SADD is not confident that 125,000 individuals were met, we believe we came close to the 120,000 mark. This number will continue to grow as pieces from Q4 continue to circulate post-fiscal year. While Objective I came up short, Objective II and Objective III were both exceeded, proving the success of this year's grant. SADD is determined to continue the great success we have seen in South Dakota by pursuing more outreach opportunities, establishing more chapters, hosting events, and fostering new partnerships beyond the 2023 fiscal year.

### **[Traffic Records Coordinating Committee \(TRCC\)](#)**

Contact Information: Robert Weinmeister/Roland Loudenburg  
Office of Highway Safety  
Department of Public Safety

118 W Capitol Ave  
Pierre, SD 57501

Project Number: 2023-03-05

The Traffic Records Coordinating Committee meets regularly to discuss ways to improve the traffic record system and coordinate the factions involved. Some of the topics of discussion include integration of case data from the United Judicial System with driver licensing records as well as linking NEMSIS and trauma system data, reducing the number of unknown roads in the state roadway inventory, enforcing suspended and revoked drivers' licenses, electronic citations, and expansion of LEOS to local law enforcement.

This project was funded by Section 405c federal funds.

**Project Contribution to Highway Safety Target:**

This project coordinates the sharing and implementation of roadway safety data activity.

**University of South Dakota – Government Research Bureau**

Contact Information: Robert Weinmeister/Dr. Shane Nordyke  
USD Government Research Bureau  
PO Box 530  
Vermillion, SD 57069

Project Numbers: 2023-03-03 and 2023-03-04

The USD Government Research Bureau (GRB) used data provided by the Office of Highway Safety to draft the FY2024 Triennial Highway Safety Plan. To develop the Plan, GRB analyzed data from the state crash database, the seat belt survey, and the data from the Department of Transportation.

This project was funded with Section 402 and 164AL federal funds.

**Project Contribution to Highway Safety Target:**

The Triennial Highway Safety Plan documents a three-year period of the State's highway safety program that is data-driven in establishing performance targets and selecting the countermeasure strategies for programming funds to meet those performance targets.

**University of South Dakota – Student Counseling Center**

Contact Information: Madison Harrington  
USD: Student Counseling Center  
414 East Clark Street, Cook House  
Vermillion, SD 57069

Project Numbers: 2023-02-35

The University of South Dakota (USD) Safe Rides program focuses on providing alternative transportation for students to prevent impaired driving. The University provided ongoing awareness and education about binge drinking, drinking and driving, as well as other alcohol-related items throughout

the fall and spring semesters. Collaboration occurred with on and off campus entities to provide awareness materials throughout the year.

This project was funded with Section 405d-Imp federal funds.

**Project Contribution to Highway Safety Target:**

Through the operation of Safe Rides program, the University of South Dakota was able to maintain 0 students being injured in alcohol related crashes in Vermillion during scheduled safe ride nights by September 30, 2023. Safe Rides successfully ran on Friday and Saturday evenings providing safe transportation for students at USD and community members.



## FY2023 Planned Activities Not Implemented

### Kadoka Police Department

Contact Information: Robert Book  
705 9<sup>th</sup> Avenue  
Kadoka, SD 57543

Project Number: 2023-00-85 and 2023-00-86

#### **Reason project was not implemented:**

The Kadoka Police Department dissolved when the city of Kadoka made the decision to contract with the Jackson County Sheriff's Office to provide county-wide law enforcement services.

### Yankton County Sheriff's Office

Contact Information: Scott Silvernail  
410 Walnut  
Yankton, SD 57078

Project Number: 2023-00-79

#### **Reason project was not implemented:**

Due to new administration, the Yankton County Sheriff's Office decided not to utilize the awarded funding.

### Oglala Sioux Tribe Department of Public Safety

Contact Information: Kevin Rascher  
977 Horse Thief Road  
Pine Ridge, SD 57770

Project Number: 2023-00-75 and 2023-00-87

#### **Reason project was not implemented:**

Due to staffing issues, there was no overtime worked by Oglala Sioux Tribe Department of Public Safety to utilize the awarded funding.

## FY2023 Mobilization Activity

### December 2022 Mobilization – Holiday Season Impaired Driving

	State Police	County Sheriff's Offices	Police Departments
Participating Agencies	1	22	27
Reporting Agencies	1	22	27

<b>Enforcement Activity:</b>	
Number of Enforcement Hours	1,213
Number of Checkpoints	10
Number of Saturation Patrols	171

<b>Citation Information:</b>	
DUI Arrests	268
Drug Arrests	380
Seatbelt Citations	364
Child Safety Seat Citations	34
Speeding Citations	1,265
Felony Arrests	350
Recovered Stolen Vehicles	55
Fugitives Apprehended	67
Suspended Licenses	154
Uninsured Motorists	493
Reckless Driving	24
Other Arrests	1,793

<b>Paid Media:</b>	
TV Ads	\$31,265.00
Radio Ads	\$26,180.04
Print Ads	\$0.00
Billboards	\$0.00
Social Media	\$7,368.53

<b>Earned Media:</b>	
Press Conferences	0
TV News Stories	1
Radio News Stories	22
Print News Stories	12
Other News Stories	82

**May 2023 Mobilization – Click It or Ticket**

	<b>State Police</b>	<b>County Sheriff's Offices</b>	<b>Police Departments</b>
Participating Agencies	1	22	26
Reporting Agencies	1	22	26

<b>Enforcement Activity:</b>	
Number of Enforcement Hours	1,764
Number of Checkpoints	9
Number of Saturation Patrols	255

<b>Citation Information:</b>	
DUI Arrests	265
Drug Arrests	712
Seatbelt Citations	808
Child Safety Seat Citations	65
Speeding Citations	4,729
Felony Arrests	445
Recovered Stolen Vehicles	85
Fugitives Apprehended	151
Suspended Licenses	250
Uninsured Motorists	481
Reckless Driving	34
Other Arrests	1,983

<b>Paid Media:</b>	
TV Ads	\$16,228.00
Radio Ads	\$3,476.88
Print Ads	\$2,303.00
Billboards	\$972.00
Social Media	\$2,216.90
Out-of-Home	\$9,998.82

<b>Earned Media:</b>	
Press Conferences	1
TV News Stories	1
Radio News Stories	22
Print News Stories	9
Other News Stories	50

**August 2023 Mobilization – Drive Sober or Get Pulled Over**

	<b>State Police</b>	<b>County Sheriff's Offices</b>	<b>Police Departments</b>
Participating Agencies	1	22	26
Reporting Agencies	1	22	26

<b>Enforcement Activity:</b>	
Number of Enforcement Hours	1,691
Number of Checkpoints	23
Number of Saturation Patrols	231

<b>Citation Information:</b>	
DUI Arrests	270
Drug Arrests	778
Seatbelt Citations	875
Child Safety Seat Citations	52
Speeding Citations	5,795
Felony Arrests	500
Recovered Stolen Vehicles	109
Fugitives Apprehended	320
Suspended Licenses	371
Uninsured Motorists	589
Reckless Driving	30
Other Arrests	2,522

<b>Paid Media:</b>	
TV Ads	\$0.00
Radio Ads	\$19,162.29
Print Ads	\$0.00
Billboards	\$1,294.41
Social Media	\$4,482.59

<b>Earned Media:</b>	
Press Conferences	8
TV News Stories	8
Radio News Stories	23
Print News Stories	14
Other News Stories	86

**U.S. Department of Transportation National Highway Traffic Safety Administration  
Federal Reimbursement Voucher**

State: South Dakota

Page: 1

Reimbursement Info: Total: \$.00

**2023-FINAL**  
Posted: 01/23/2024

Report Date: 01/24/2024  
Claim Period: 09/30/2023 - 09/30/2023  
Posted in DELPHI: 01/23/2024

Program Area	Project	Description	HCS Federal Funds Obligated	Share to Local Benefit	State/Federal Cost to Date	Federal Funds Expended	Fed Previous Amount Claimed	Fed Funds Claimed this Period
<b>NHTSA</b>								
<b>164 Transfer Funds</b>								
<b>164 Alcohol</b>								
	164AL-2023-23-00-00	164AL project Development	\$ .00	\$ .00	\$ .00	\$ .00	\$ .00	\$ .00
	164AL-2023-23-03-04	USD Government Research-164	\$10,680.00	\$ .00	\$10,680.00	\$10,680.00	\$10,680.00	\$ .00
	164AL-2023-23-03-08	SD Broadcasters	\$201,500.00	\$ .00	\$201,500.00	\$201,500.00	\$201,500.00	\$ .00
	164AL-2023-23-03-12	Main Advertising Contract-164AL	\$511,164.71	\$ .00	\$511,164.71	\$511,164.71	\$511,164.71	\$ .00
	164AL-2023-23-03-14	Law Enforcement Liaison (FT)	\$38,801.06	\$ .00	\$38,801.06	\$38,801.06	\$38,801.06	\$ .00
	164AL-2023-23-03-21	Community Outreach-164AL	\$39,302.08	\$ .00	\$39,302.08	\$39,302.08	\$39,302.08	\$ .00
	164AL-2023-23-03-22	Alcohol Media-164AL	\$370,603.61	\$357,757.51	\$370,603.61	\$370,603.61	\$370,603.61	\$ .00
	164AL-2023-23-03-24	Agate-164	\$23,353.67	\$ .00	\$23,353.67	\$23,353.67	\$23,353.67	\$ .00
	<b>164 Alcohol Total</b>		<b>\$1,195,405.13</b>	<b>\$357,757.51</b>	<b>\$1,195,405.13</b>	<b>\$1,195,405.13</b>	<b>\$1,195,405.13</b>	<b>\$ .00</b>
	<b>164 Transfer Funds Total</b>		<b>\$1,195,405.13</b>	<b>\$357,757.51</b>	<b>\$1,195,405.13</b>	<b>\$1,195,405.13</b>	<b>\$1,195,405.13</b>	<b>\$ .00</b>
<b>FAST Act NHTSA 402</b>								
<b>Occupant Protection</b>								
	OP-2023-23-00-00	402 Project Development	\$ .00	\$ .00	\$ .00	\$ .00	\$ .00	\$ .00
	OP-2023-23-02-13	SD EMS for Children	\$1,000.00	\$ .00	\$1,000.00	\$1,000.00	\$1,000.00	\$ .00
	<b>Occupant Protection Total</b>		<b>\$1,000.00</b>	<b>\$ .00</b>	<b>\$1,000.00</b>	<b>\$1,000.00</b>	<b>\$1,000.00</b>	<b>\$ .00</b>
<b>Roadway Safety</b>								
	RS-2023-23-02-03	Attorney General's Office - DCI	\$12,252.00	\$ .00	\$12,252.00	\$12,252.00	\$12,252.00	\$ .00
	<b>Roadway Safety Total</b>		<b>\$12,252.00</b>	<b>\$ .00</b>	<b>\$12,252.00</b>	<b>\$12,252.00</b>	<b>\$12,252.00</b>	<b>\$ .00</b>
<b>Safe Communities</b>								
	SA-2023-23-02-24	Highway Emergency Responder Training Fou	\$10,000.00	\$ .00	\$10,000.00	\$10,000.00	\$10,000.00	\$ .00
	SA-2023-23-02-25	Health Connect of South Dakota	\$10,000.00	\$ .00	\$10,000.00	\$10,000.00	\$10,000.00	\$ .00
	<b>Safe Communities Total</b>		<b>\$20,000.00</b>	<b>\$ .00</b>	<b>\$20,000.00</b>	<b>\$20,000.00</b>	<b>\$20,000.00</b>	<b>\$ .00</b>
<b>Speed Enforcement</b>								
	SE-2023-23-00-05	Brookings County Sheriff's Office	\$20,350.57	\$20,350.57	\$20,350.57	\$20,350.57	\$20,350.57	\$ .00
	SE-2023-23-00-13	Roberts County Sheriff's Office	\$16,944.47	\$16,944.47	\$16,944.47	\$16,944.47	\$16,944.47	\$ .00
	SE-2023-23-00-16	Aberdeen Police Department	\$9,706.31	\$9,706.31	\$9,706.31	\$9,706.31	\$9,706.31	\$ .00
	SE-2023-23-00-18	Faulk County Sheriff's Office	\$9,533.10	\$9,533.10	\$9,533.10	\$9,533.10	\$9,533.10	\$ .00
	SE-2023-23-00-19	Canton Police Department	\$2,210.38	\$2,210.38	\$2,210.38	\$2,210.38	\$2,210.38	\$ .00
	SE-2023-23-00-21	Madison Police Department	\$2,091.32	\$2,091.32	\$2,091.32	\$2,091.32	\$2,091.32	\$ .00
	SE-2023-23-00-22	Summerset Police Department	\$3,942.44	\$3,942.44	\$3,942.44	\$3,942.44	\$3,942.44	\$ .00
	SE-2023-23-00-24	Lake County Sheriff's Office	\$7,293.72	\$7,293.72	\$7,293.72	\$7,293.72	\$7,293.72	\$ .00

1/24/24, 3:19 PM

Federal Reimbursement Voucher

SE-2023-23-00-25	Lincoln County Sheriff's Office	\$11,617.75	\$11,617.75	\$11,617.75	\$11,617.75	\$11,617.75	\$11,617.75	\$11,617.75	\$11,617.75	\$0.00
SE-2023-23-00-28	Minnehaha County Sheriff's Office	\$12,731.84	\$10,614.75	\$12,731.84	\$12,731.84	\$12,731.84	\$12,731.84	\$12,731.84	\$12,731.84	\$0.00
SE-2023-23-00-35	Pierre Police Department	\$8,238.13	\$8,238.13	\$8,238.13	\$8,238.13	\$8,238.13	\$8,238.13	\$8,238.13	\$8,238.13	\$0.00
SE-2023-23-00-42	Clark Police Department	\$4,333.26	\$4,060.26	\$4,333.26	\$4,333.26	\$4,333.26	\$4,333.26	\$4,333.26	\$4,333.26	\$0.00
SE-2023-23-00-45	McCook County Sheriff's Office	\$27,319.02	\$27,319.02	\$27,319.02	\$27,319.02	\$27,319.02	\$27,319.02	\$27,319.02	\$27,319.02	\$0.00
SE-2023-23-00-47	SDSU Police Department	\$8,812.13	\$8,812.13	\$8,812.13	\$8,812.13	\$8,812.13	\$8,812.13	\$8,812.13	\$8,812.13	\$0.00
SE-2023-23-00-48	Yankton Police Department	\$802.91	\$802.91	\$802.91	\$802.91	\$802.91	\$802.91	\$802.91	\$802.91	\$0.00
SE-2023-23-00-49	Mitchell Police Department	\$2,469.62	\$2,469.62	\$2,469.62	\$2,469.62	\$2,469.62	\$2,469.62	\$2,469.62	\$2,469.62	\$0.00
SE-2023-23-00-50	Tea Police Department	\$5,540.80	\$5,540.80	\$5,540.80	\$5,540.80	\$5,540.80	\$5,540.80	\$5,540.80	\$5,540.80	\$0.00
SE-2023-23-00-52	Hamlin County Sheriff's Office	\$17,217.91	\$17,217.91	\$17,217.91	\$17,217.91	\$17,217.91	\$17,217.91	\$17,217.91	\$17,217.91	\$0.00
SE-2023-23-00-53	Groton Police Department	\$12,695.53	\$12,695.53	\$12,695.53	\$12,695.53	\$12,695.53	\$12,695.53	\$12,695.53	\$12,695.53	\$0.00
SE-2023-23-00-57	Miller Police Department	\$4,163.61	\$4,163.61	\$4,163.61	\$4,163.61	\$4,163.61	\$4,163.61	\$4,163.61	\$4,163.61	\$0.00
SE-2023-23-00-61	Aurora County Sheriff's Office	\$2,007.34	\$2,007.34	\$2,007.34	\$2,007.34	\$2,007.34	\$2,007.34	\$2,007.34	\$2,007.34	\$0.00
SE-2023-23-00-62	Pennington County Sheriff's Office	\$9,244.66	\$9,244.66	\$9,244.66	\$9,244.66	\$9,244.66	\$9,244.66	\$9,244.66	\$9,244.66	\$0.00
SE-2023-23-00-66	Brookings Police Department	\$9,957.16	\$9,957.16	\$9,957.16	\$9,957.16	\$9,957.16	\$9,957.16	\$9,957.16	\$9,957.16	\$0.00
SE-2023-23-00-67	Lennox Police Department	\$10,365.03	\$10,365.03	\$10,365.03	\$10,365.03	\$10,365.03	\$10,365.03	\$10,365.03	\$10,365.03	\$0.00
SE-2023-23-00-69	Day County Sheriff's Office	\$1,677.50	\$1,677.50	\$1,677.50	\$1,677.50	\$1,677.50	\$1,677.50	\$1,677.50	\$1,677.50	\$0.00
SE-2023-23-00-83	Belle Fourche Police Department	\$14,818.19	\$14,818.19	\$14,818.19	\$14,818.19	\$14,818.19	\$14,818.19	\$14,818.19	\$14,818.19	\$0.00
SE-2023-23-00-85	Kadoka Police Department	\$0.00	\$0.00	\$0.00	\$0.00	\$0.00	\$0.00	\$0.00	\$0.00	\$0.00
SE-2023-23-00-88	Whitewood Police Department	\$4,274.37	\$4,274.37	\$4,274.37	\$4,274.37	\$4,274.37	\$4,274.37	\$4,274.37	\$4,274.37	\$0.00
SE-2023-23-00-91	Miner County Sheriff's Office	\$13,543.60	\$13,543.60	\$13,543.60	\$13,543.60	\$13,543.60	\$13,543.60	\$13,543.60	\$13,543.60	\$0.00
<b>Speed Enforcement Total</b>		<b>\$253,902.67</b>	<b>\$251,512.58</b>	<b>\$253,902.67</b>	<b>\$253,902.67</b>	<b>\$253,902.67</b>	<b>\$253,902.67</b>	<b>\$253,902.67</b>	<b>\$253,902.67</b>	<b>\$0.00</b>
<b>NHTSA 402 Match</b>										
MATCH-2023-23-00-00	402 State Match	\$0.00	\$0.00	\$554,038.16	\$0.00	\$0.00	\$0.00	\$0.00	\$0.00	\$0.00
<b>NHTSA 402 Match Total</b>		<b>\$0.00</b>	<b>\$0.00</b>	<b>\$554,038.16</b>	<b>\$0.00</b>	<b>\$0.00</b>	<b>\$0.00</b>	<b>\$0.00</b>	<b>\$0.00</b>	<b>\$0.00</b>
<b>FAST Act NHTSA 402 Total</b>		<b>\$287,154.67</b>	<b>\$251,512.58</b>	<b>\$841,192.83</b>	<b>\$287,154.67</b>	<b>\$287,154.67</b>	<b>\$287,154.67</b>	<b>\$287,154.67</b>	<b>\$287,154.67</b>	<b>\$0.00</b>
<b>FAST Act 405c Data Program</b>										
<b>405c Data Program</b>										
M3DA-2023-23-00-00	Project Development	\$0.00	\$0.00	\$0.00	\$0.00	\$0.00	\$0.00	\$0.00	\$0.00	\$0.00
M3DA-2023-23-00-33	Office of Rural Health/EMS-NEMSIS	\$25,800.00	\$0.00	\$25,800.00	\$25,800.00	\$25,800.00	\$25,800.00	\$25,800.00	\$25,800.00	\$0.00
M3DA-2023-23-02-33	Office of Rural Health/EMS-NEMSIS	\$0.00	\$0.00	\$0.00	\$0.00	\$0.00	\$0.00	\$0.00	\$0.00	\$0.00
M3DA-2023-23-03-05	TRCC Coordinator	\$929.89	\$0.00	\$929.89	\$929.89	\$929.89	\$929.89	\$929.89	\$929.89	\$0.00
<b>405c Data Program Total</b>		<b>\$26,729.89</b>	<b>\$0.00</b>	<b>\$26,729.89</b>	<b>\$26,729.89</b>	<b>\$26,729.89</b>	<b>\$26,729.89</b>	<b>\$26,729.89</b>	<b>\$26,729.89</b>	<b>\$0.00</b>
<b>405c Match</b>										
M3MATCH-2023-23-00-00	405C State Match	\$0.00	\$0.00	\$89,037.01	\$0.00	\$0.00	\$0.00	\$0.00	\$0.00	\$0.00
<b>405c Match Total</b>		<b>\$0.00</b>	<b>\$0.00</b>	<b>\$89,037.01</b>	<b>\$0.00</b>	<b>\$0.00</b>	<b>\$0.00</b>	<b>\$0.00</b>	<b>\$0.00</b>	<b>\$0.00</b>
<b>FAST Act 405c Data Program Total</b>		<b>\$26,729.89</b>	<b>\$0.00</b>	<b>\$115,766.90</b>	<b>\$26,729.89</b>	<b>\$26,729.89</b>	<b>\$26,729.89</b>	<b>\$26,729.89</b>	<b>\$26,729.89</b>	<b>\$0.00</b>
<b>FAST Act 405d Impaired Driving Mid</b>										
<b>405d Impaired Driving Mid</b>										
M5X-2023-23-00-00	Project Development	\$0.00	\$0.00	\$0.00	\$0.00	\$0.00	\$0.00	\$0.00	\$0.00	\$0.00
M5X-2023-23-00-04	Brookings County Sheriff's Office	\$8,153.70	\$8,153.70	\$8,153.70	\$8,153.70	\$8,153.70	\$8,153.70	\$8,153.70	\$8,153.70	\$0.00
M5X-2023-23-00-11	Tea Police Department	\$6,518.00	\$6,518.00	\$6,518.00	\$6,518.00	\$6,518.00	\$6,518.00	\$6,518.00	\$6,518.00	\$0.00
M5X-2023-23-00-15	Yankton Police Department	\$2,928.00	\$2,928.00	\$2,928.00	\$2,928.00	\$2,928.00	\$2,928.00	\$2,928.00	\$2,928.00	\$0.00
M5X-2023-23-00-20	Mitchell Police Department-SCATF	\$6,048.59	\$6,048.59	\$6,048.59	\$6,048.59	\$6,048.59	\$6,048.59	\$6,048.59	\$6,048.59	\$0.00
M5X-2023-23-00-29	Minnehaha County Sheriff's Office	\$7,209.77	\$7,209.77	\$7,209.77	\$7,209.77	\$7,209.77	\$7,209.77	\$7,209.77	\$7,209.77	\$0.00
M5X-2023-23-00-30	Summerset Police Department	\$2,183.20	\$2,183.20	\$2,183.20	\$2,183.20	\$2,183.20	\$2,183.20	\$2,183.20	\$2,183.20	\$0.00
M5X-2023-23-00-36	Sisseton Police Department	\$4,201.15	\$4,201.15	\$4,201.15	\$4,201.15	\$4,201.15	\$4,201.15	\$4,201.15	\$4,201.15	\$0.00

1/24/24, 3:19 PM

Federal Reimbursement Voucher

M5X-2023-23-00-43	Lincoln County Sheriff's Office	\$6,655.95	\$6,655.95	\$6,655.95	\$6,655.95	\$6,655.95	\$6,655.95	\$6,655.95	\$6,655.95	\$0.00
M5X-2023-23-00-44	Clark Police Department	\$1,397.92	\$1,397.92	\$1,397.92	\$1,397.92	\$1,397.92	\$1,397.92	\$1,397.92	\$1,397.92	\$0.00
M5X-2023-23-00-46	SDSU Police Department	\$13,915.43	\$13,915.43	\$13,915.43	\$13,915.43	\$13,915.43	\$13,915.43	\$13,915.43	\$13,915.43	\$0.00
M5X-2023-23-00-51	Roberts County Sheriff's Office	\$6,570.77	\$6,570.77	\$6,570.77	\$6,570.77	\$6,570.77	\$6,570.77	\$6,570.77	\$6,570.77	\$0.00
M5X-2023-23-00-64	South Dakota Highway Patrol	\$421,885.35	\$421,885.35	\$421,885.35	\$421,885.35	\$421,885.35	\$421,885.35	\$421,885.35	\$421,885.35	\$0.00
M5X-2023-23-00-65	Brookings Police Department	\$6,624.72	\$6,624.72	\$6,624.72	\$6,624.72	\$6,624.72	\$6,624.72	\$6,624.72	\$6,624.72	\$0.00
M5X-2023-23-00-70	Day County Sheriff's Office	\$944.57	\$944.57	\$944.57	\$944.57	\$944.57	\$944.57	\$944.57	\$944.57	\$0.00
M5X-2023-23-00-75	Oglala Sioux Tribe DPS	\$0.00	\$0.00	\$0.00	\$0.00	\$0.00	\$0.00	\$0.00	\$0.00	\$0.00
M5X-2023-23-00-77	Lennox Police Department	\$1,397.12	\$1,397.12	\$1,397.12	\$1,397.12	\$1,397.12	\$1,397.12	\$1,397.12	\$1,397.12	\$0.00
M5X-2023-23-00-79	Yankton County Sheriff's Office	\$0.00	\$0.00	\$0.00	\$0.00	\$0.00	\$0.00	\$0.00	\$0.00	\$0.00
M5X-2023-23-00-80	Pennington County Sheriff's Office	\$6,682.15	\$6,682.15	\$6,682.15	\$6,682.15	\$6,682.15	\$6,682.15	\$6,682.15	\$6,682.15	\$0.00
M5X-2023-23-00-82	Hamlin County Sheriff's Office	\$2,706.02	\$2,705.02	\$2,706.02	\$2,706.02	\$2,706.02	\$2,706.02	\$2,706.02	\$2,706.02	\$0.00
M5X-2023-23-00-84	Belle Fourche Police Department	\$4,162.63	\$4,162.63	\$4,162.63	\$4,162.63	\$4,162.63	\$4,162.63	\$4,162.63	\$4,162.63	\$0.00
M5X-2023-23-00-86	Kadoka Police Department	\$0.00	\$0.00	\$0.00	\$0.00	\$0.00	\$0.00	\$0.00	\$0.00	\$0.00
M5X-2023-23-02-15	SD EMS for Children	\$91,136.74	\$0.00	\$91,136.74	\$91,136.74	\$91,136.74	\$91,136.74	\$91,136.74	\$91,136.74	\$0.00
M5X-2023-23-02-19	South Dakota State University	\$84,520.80	\$0.00	\$84,520.80	\$84,520.80	\$84,520.80	\$84,520.80	\$84,520.80	\$84,520.80	\$0.00
M5X-2023-23-02-29	SD School of Mines and Technology	\$8,843.59	\$0.00	\$8,843.59	\$8,843.59	\$8,843.59	\$8,843.59	\$8,843.59	\$8,843.59	\$0.00
M5X-2023-23-02-35	University of South Dakota	\$17,274.60	\$0.00	\$17,274.60	\$17,274.60	\$17,274.60	\$17,274.60	\$17,274.60	\$17,274.60	\$0.00
M5X-2023-23-03-16	Impaired Driving Technical Assistance	\$24,249.51	\$0.00	\$24,249.51	\$24,249.51	\$24,249.51	\$24,249.51	\$24,249.51	\$24,249.51	\$0.00
M5X-2023-23-03-18	DUI 1st Program	\$49,414.37	\$0.00	\$49,414.37	\$49,414.37	\$49,414.37	\$49,414.37	\$49,414.37	\$49,414.37	\$0.00
M5X-2023-23-03-26	Impaired Driving Training-405d	\$0.00	\$0.00	\$0.00	\$0.00	\$0.00	\$0.00	\$0.00	\$0.00	\$0.00
<b>405d Impaired Driving Mid Total</b>		<b>\$785,624.65</b>	<b>\$510,184.04</b>	<b>\$785,624.65</b>	<b>\$785,624.65</b>	<b>\$785,624.65</b>	<b>\$785,624.65</b>	<b>\$785,624.65</b>	<b>\$785,624.65</b>	<b>\$0.00</b>
<b>405d Mid Drug and Alcohol Training</b>										
FDMDATR-2023-23-00-60	South Dakota Highway Patrol-DRE	\$61,172.94	\$61,172.94	\$61,172.94	\$61,172.94	\$61,172.94	\$61,172.94	\$61,172.94	\$61,172.94	\$0.00
<b>405d Mid Drug and Alcohol Training Total</b>		<b>\$61,172.94</b>	<b>\$61,172.94</b>	<b>\$61,172.94</b>	<b>\$61,172.94</b>	<b>\$61,172.94</b>	<b>\$61,172.94</b>	<b>\$61,172.94</b>	<b>\$61,172.94</b>	<b>\$0.00</b>
<b>405d Mid Match</b>										
MSMATCH-2023-23-00-00	405D Match	\$0.00	\$0.00	\$725,297.47	\$0.00	\$0.00	\$0.00	\$0.00	\$0.00	\$0.00
<b>405d Mid Match Total</b>		<b>\$0.00</b>	<b>\$0.00</b>	<b>\$725,297.47</b>	<b>\$0.00</b>	<b>\$0.00</b>	<b>\$0.00</b>	<b>\$0.00</b>	<b>\$0.00</b>	<b>\$0.00</b>
<b>FAST Act 405d Impaired Driving Mid Total</b>		<b>\$846,797.59</b>	<b>\$571,356.98</b>	<b>\$1,572,095.06</b>	<b>\$846,797.59</b>	<b>\$846,797.59</b>	<b>\$846,797.59</b>	<b>\$846,797.59</b>	<b>\$846,797.59</b>	<b>\$0.00</b>
<b>FAST Act 405d 24-7 Sobriety</b>										
<b>405d 24-7 Drug and Alcohol Training</b>										
F24DATR-2023-23-03-09	Prosecutor's DUI Conference	\$11,659.90	\$0.00	\$11,659.90	\$11,659.90	\$11,659.90	\$11,659.90	\$11,659.90	\$11,659.90	\$0.00
<b>405d 24-7 Drug and Alcohol Training Total</b>		<b>\$11,659.90</b>	<b>\$0.00</b>	<b>\$11,659.90</b>	<b>\$11,659.90</b>	<b>\$11,659.90</b>	<b>\$11,659.90</b>	<b>\$11,659.90</b>	<b>\$11,659.90</b>	<b>\$0.00</b>
<b>405d 24-7 24-7 Sobriety Program</b>										
F24SP-2023-23-03-26	Impaired Driving Training	\$798.25	\$0.00	\$798.25	\$798.25	\$798.25	\$798.25	\$798.25	\$798.25	\$0.00
<b>405d 24-7 24-7 Sobriety Program Total</b>		<b>\$798.25</b>	<b>\$0.00</b>	<b>\$798.25</b>	<b>\$798.25</b>	<b>\$798.25</b>	<b>\$798.25</b>	<b>\$798.25</b>	<b>\$798.25</b>	<b>\$0.00</b>
<b>405d 24-7 Sobriety</b>										
F24X-2023-23-00-00	Project Development	\$0.00	\$0.00	\$0.00	\$0.00	\$0.00	\$0.00	\$0.00	\$0.00	\$0.00
F24X-2023-23-03-25	Alcohol Media-405d (24/7)	\$16,838.09	\$0.00	\$16,838.09	\$16,838.09	\$16,838.09	\$16,838.09	\$16,838.09	\$16,838.09	\$0.00
<b>405d 24-7 Sobriety Total</b>		<b>\$16,838.09</b>	<b>\$0.00</b>	<b>\$16,838.09</b>	<b>\$16,838.09</b>	<b>\$16,838.09</b>	<b>\$16,838.09</b>	<b>\$16,838.09</b>	<b>\$16,838.09</b>	<b>\$0.00</b>
<b>405d 24-7 Match</b>										
F24MATCH-2023-23-00-00	405 24-7 State Match	\$0.00	\$0.00	\$16,847.59	\$0.00	\$0.00	\$0.00	\$0.00	\$0.00	\$0.00
<b>405d 24-7 Match Total</b>		<b>\$0.00</b>	<b>\$0.00</b>	<b>\$16,847.59</b>	<b>\$0.00</b>	<b>\$0.00</b>	<b>\$0.00</b>	<b>\$0.00</b>	<b>\$0.00</b>	<b>\$0.00</b>
<b>FAST Act 405d 24-7 Sobriety Total</b>		<b>\$29,296.24</b>	<b>\$0.00</b>	<b>\$46,143.83</b>	<b>\$29,296.24</b>	<b>\$29,296.24</b>	<b>\$29,296.24</b>	<b>\$29,296.24</b>	<b>\$29,296.24</b>	<b>\$0.00</b>

1/24/24, 3:19 PM

Federal Reimbursement Voucher

**BIL NHTSA 402**

**Planning and Administration**

PA-2023-23-00-00	Project Development	\$ .00	\$ .00	\$ .00	\$ .00	\$ .00	\$ .00
PA-2023-23-03-10	P	\$123,548.73	\$ .00	\$225,125.24	\$123,548.73	\$123,548.73	\$ .00

**Planning and Administration Total**

<b>\$123,548.73</b>	<b>\$ .00</b>	<b>\$225,125.24</b>	<b>\$123,548.73</b>	<b>\$123,548.73</b>	<b>\$ .00</b>
---------------------	---------------	---------------------	---------------------	---------------------	---------------

**Safety Belts**

OP-2023-23-00-00	Project Development	\$ .00	\$ .00	\$ .00	\$ .00	\$ .00	\$ .00
OP-2023-23-00-06	Gettysburg Police Department	\$9,836.83	\$9,836.83	\$9,836.83	\$9,836.83	\$9,836.83	\$ .00
OP-2023-23-00-09	Millbank Police Department	\$2,218.97	\$2,218.97	\$2,218.97	\$2,218.97	\$2,218.97	\$ .00
OP-2023-23-00-10	Corson County Sheriff's Office	\$45,875.58	\$45,875.58	\$45,875.58	\$45,875.58	\$45,875.58	\$ .00
OP-2023-23-00-23	Hughes County Sheriff's Office	\$10,000.00	\$10,000.00	\$10,000.00	\$10,000.00	\$10,000.00	\$ .00
OP-2023-23-00-27	Campbell County Sheriff's Office	\$12,255.23	\$12,255.23	\$12,255.23	\$12,255.23	\$12,255.23	\$ .00
OP-2023-23-00-34	Lead Police Department	\$20,686.38	\$20,596.38	\$20,686.38	\$20,686.38	\$20,686.38	\$ .00
OP-2023-23-00-56	Davison County Sheriff's Office	\$16,628.61	\$16,628.61	\$16,628.61	\$16,628.61	\$16,628.61	\$ .00
OP-2023-23-00-59	Deadwood Police Department	\$4,155.72	\$4,155.72	\$4,155.72	\$4,155.72	\$4,155.72	\$ .00
OP-2023-23-00-63	South Dakota Highway Patrol	\$308,825.00	\$308,825.00	\$308,825.00	\$308,825.00	\$308,825.00	\$ .00
OP-2023-23-00-68	Stanley County Sheriff's Office	\$11,359.44	\$11,359.44	\$11,359.44	\$11,359.44	\$11,359.44	\$ .00
OP-2023-23-00-74	Marshall County Sheriff's Office	\$5,131.92	\$5,131.92	\$5,131.92	\$5,131.92	\$5,131.92	\$ .00
OP-2023-23-00-81	Huron Police Department	\$20,500.00	\$20,500.00	\$20,500.00	\$20,500.00	\$20,500.00	\$ .00
OP-2023-23-00-87	Oglala Sioux Tribe-DPS	\$ .00	\$ .00	\$ .00	\$ .00	\$ .00	\$ .00
OP-2023-23-00-89	Butte County Sheriff's Office	\$5,012.49	\$5,012.49	\$5,012.49	\$5,012.49	\$5,012.49	\$ .00
OP-2023-23-00-93	Spink County Sheriff's Office	\$8,209.87	\$8,209.87	\$8,209.87	\$8,209.87	\$8,209.87	\$ .00
OP-2023-23-02-13	SD EMS for Children	\$57,983.50	\$ .00	\$57,983.50	\$57,983.50	\$57,983.50	\$ .00
OP-2023-23-03-07	Seatbelt Survey	\$85,916.00	\$ .00	\$85,916.00	\$85,916.00	\$85,916.00	\$ .00

**Safety Belts Total**

<b>\$624,595.54</b>	<b>\$480,606.04</b>	<b>\$624,595.54</b>	<b>\$624,595.54</b>	<b>\$624,595.54</b>	<b>\$ .00</b>
---------------------	---------------------	---------------------	---------------------	---------------------	---------------

**Pedestrian/Bicycle Safety**

PS-2023-23-02-12	SD EMS for Children	\$48,758.38	\$ .00	\$48,758.38	\$48,758.38	\$48,758.38	\$ .00
------------------	---------------------	-------------	--------	-------------	-------------	-------------	--------

**Pedestrian/Bicycle Safety Total**

<b>\$48,758.38</b>	<b>\$ .00</b>	<b>\$48,758.38</b>	<b>\$48,758.38</b>	<b>\$48,758.38</b>	<b>\$ .00</b>
--------------------	---------------	--------------------	--------------------	--------------------	---------------

**Speed Enforcement**

SE-2023-23-00-41	Sturgis Police Department	\$16,552.41	\$16,552.41	\$16,552.41	\$16,552.41	\$16,552.41	\$ .00
SE-2023-23-00-54	Sioux Falls Police Department	\$373,667.34	\$373,667.34	\$373,667.34	\$373,667.34	\$373,667.34	\$ .00

**Speed Enforcement Total**

<b>\$390,219.75</b>	<b>\$390,219.75</b>	<b>\$390,219.75</b>	<b>\$390,219.75</b>	<b>\$390,219.75</b>	<b>\$ .00</b>
---------------------	---------------------	---------------------	---------------------	---------------------	---------------

**Safe Communities**

SA-2023-23-02-23	Community Organized Resources for Educat	\$33,403.94	\$ .00	\$33,403.94	\$33,403.94	\$33,403.94	\$ .00
SA-2023-23-02-26	SADD, Inc.	\$24,785.80	\$ .00	\$24,785.80	\$24,785.80	\$24,785.80	\$ .00
SA-2023-23-02-31	Sioux Falls Multi-Cultural Center	\$41,193.49	\$ .00	\$41,193.49	\$41,193.49	\$41,193.49	\$ .00
SA-2023-23-03-13	Law Enforcement Liaison (FT)	\$58,206.46	\$ .00	\$58,206.46	\$58,206.46	\$58,206.46	\$ .00
SA-2023-23-03-15	Law Enforcement Liaison	\$45,710.00	\$ .00	\$45,710.00	\$45,710.00	\$45,710.00	\$ .00
SA-2023-23-03-20	Community Outreach-402	\$58,951.98	\$ .00	\$58,951.98	\$58,951.98	\$58,951.98	\$ .00
SA-2023-23-03-23	Agate-402	\$33,905.48	\$ .00	\$33,905.48	\$33,905.48	\$33,905.48	\$ .00

**Safe Communities Total**

<b>\$296,157.15</b>	<b>\$ .00</b>	<b>\$296,157.15</b>	<b>\$296,157.15</b>	<b>\$296,157.15</b>	<b>\$ .00</b>
---------------------	---------------	---------------------	---------------------	---------------------	---------------

**Paid Advertising**

PM-2023-23-03-11	Main Advertising Contract-402	\$780,705.38	\$682,567.48	\$780,705.38	\$780,705.38	\$780,705.38	\$ .00
PM-2023-23-03-17	Generic Media-402	\$414,733.79	\$ .00	\$414,733.79	\$414,733.79	\$414,733.79	\$ .00

**Paid Advertising Total**

<b>\$1,195,439.17</b>	<b>\$682,567.48</b>	<b>\$1,195,439.17</b>	<b>\$1,195,439.17</b>	<b>\$1,195,439.17</b>	<b>\$ .00</b>
-----------------------	---------------------	-----------------------	-----------------------	-----------------------	---------------

**BIL NHTSA 402 Total**

<b>\$2,678,718.72</b>	<b>\$1,553,393.27</b>	<b>\$2,780,295.23</b>	<b>\$2,678,718.72</b>	<b>\$2,678,718.72</b>	<b>\$ .00</b>
-----------------------	-----------------------	-----------------------	-----------------------	-----------------------	---------------

**BIL 164 Transfer Funds**



1/24/24, 3:19 PM

Federal Reimbursement Voucher

**Alcohol Enforcement**

ENF_AL-2023-23-00-00	Project Development	\$ .00	\$ .00	\$ .00	\$ .00	\$ .00	\$ .00
<b>Alcohol Enforcement Total</b>		<b>\$ .00</b>	<b>\$ .00</b>	<b>\$ .00</b>	<b>\$ .00</b>	<b>\$ .00</b>	<b>\$ .00</b>
<b>BIL 164 Transfer Funds Total</b>		<b>\$ .00</b>	<b>\$ .00</b>	<b>\$ .00</b>	<b>\$ .00</b>	<b>\$ .00</b>	<b>\$ .00</b>

**BIL 405c Data Program**

**405c Data Program**

M3DA-2023-23-00-00	Project Development	\$ .00	\$ .00	\$ .00	\$ .00	\$ .00	\$ .00
M3DA-2023-23-03-05	TRCC Coordinator	\$3,248.29	\$ .00	\$3,248.29	\$3,248.29	\$3,248.29	\$ .00
M3DA-2023-23-03-06	Crash Report Data Collection Systems	\$343,050.00	\$ .00	\$343,050.00	\$343,050.00	\$343,050.00	\$ .00
<b>405c Data Program Total</b>		<b>\$346,298.29</b>	<b>\$ .00</b>	<b>\$346,298.29</b>	<b>\$346,298.29</b>	<b>\$346,298.29</b>	<b>\$ .00</b>
<b>BIL 405c Data Program Total</b>		<b>\$346,298.29</b>	<b>\$ .00</b>	<b>\$346,298.29</b>	<b>\$346,298.29</b>	<b>\$346,298.29</b>	<b>\$ .00</b>

**BIL 405d Impaired Driving Mid**

**405d Impaired Driving Mid Uncommitted**

M5X-2023-23-00-00	Project Development	\$ .00	\$ .00	\$ .00	\$ .00	\$ .00	\$ .00
<b>405d Impaired Driving Mid Uncommitted Total</b>		<b>\$ .00</b>	<b>\$ .00</b>	<b>\$ .00</b>	<b>\$ .00</b>	<b>\$ .00</b>	<b>\$ .00</b>
<b>BIL 405d Impaired Driving Mid Total</b>		<b>\$ .00</b>	<b>\$ .00</b>	<b>\$ .00</b>	<b>\$ .00</b>	<b>\$ .00</b>	<b>\$ .00</b>

**BIL 405d 24-7 Sobriety**

**405d 24-7 Sobriety Uncommitted**

F24X-2023-23-00-00	Project Development	\$ .00	\$ .00	\$ .00	\$ .00	\$ .00	\$ .00
F24X-2023-23-03-25	Lawrence County Teen Court	\$2,667.48	\$ .00	\$2,667.48	\$2,667.48	\$2,667.48	\$ .00
<b>405d 24-7 Sobriety Uncommitted Total</b>		<b>\$2,667.48</b>	<b>\$ .00</b>	<b>\$2,667.48</b>	<b>\$2,667.48</b>	<b>\$2,667.48</b>	<b>\$ .00</b>
<b>BIL 405d 24-7 Sobriety Total</b>		<b>\$2,667.48</b>	<b>\$ .00</b>	<b>\$2,667.48</b>	<b>\$2,667.48</b>	<b>\$2,667.48</b>	<b>\$ .00</b>

**SUPPLEMENTAL BIL NHTSA 402**

**Safety Belts**

OP-2023-23-00-00	Project Development	\$ .00	\$ .00	\$ .00	\$ .00	\$ .00	\$ .00
<b>Safety Belts Total</b>		<b>\$ .00</b>	<b>\$ .00</b>	<b>\$ .00</b>	<b>\$ .00</b>	<b>\$ .00</b>	<b>\$ .00</b>

**Driver Education**

DE-2023-23-02-04	SD Driver Education Association	\$8,672.39	\$ .00	\$8,672.39	\$8,672.39	\$8,672.39	\$ .00
DE-2023-23-03-19	Driver Education Coordinator	\$20,319.41	\$ .00	\$20,319.41	\$20,319.41	\$20,319.41	\$ .00
<b>Driver Education Total</b>		<b>\$28,991.80</b>	<b>\$ .00</b>	<b>\$28,991.80</b>	<b>\$28,991.80</b>	<b>\$28,991.80</b>	<b>\$ .00</b>

**Speed Enforcement**

SE-2023-23-00-73	Watertown Police Department	\$27,807.24	\$27,807.24	\$27,807.24	\$27,807.24	\$27,807.24	\$ .00
SE-2023-23-00-78	Edmunds County Sheriffs Office	\$19,484.46	\$19,484.46	\$19,484.46	\$19,484.46	\$19,484.46	\$ .00
<b>Speed Enforcement Total</b>		<b>\$47,291.70</b>	<b>\$47,291.70</b>	<b>\$47,291.70</b>	<b>\$47,291.70</b>	<b>\$47,291.70</b>	<b>\$ .00</b>

**Safe Communities**

SA-2023-23-02-11	Lawrence County Teen Court	\$969.36	\$ .00	\$969.36	\$969.36	\$969.36	\$ .00
SA-2023-23-02-21	Spink County Coalition	\$17,521.08	\$17,521.08	\$17,521.08	\$17,521.08	\$17,521.08	\$ .00
SA-2023-23-03-03	USD Government Research-402	\$16,020.00	\$ .00	\$16,020.00	\$16,020.00	\$16,020.00	\$ .00
<b>Safe Communities Total</b>		<b>\$34,510.44</b>	<b>\$17,521.08</b>	<b>\$34,510.44</b>	<b>\$34,510.44</b>	<b>\$34,510.44</b>	<b>\$ .00</b>

**SUPPLEMENTAL BIL NHTSA 402**

*Total*

<b>\$110,793.94</b>	<b>\$64,812.78</b>	<b>\$110,793.94</b>	<b>\$110,793.94</b>	<b>\$110,793.94</b>	<b>\$110,793.94</b>	<b>\$ .00</b>
---------------------	--------------------	---------------------	---------------------	---------------------	---------------------	---------------

**SUPPLEMENTAL BIL 405c Data Program**

**405c Data Program**


M3DA-2023-23-00-00	Project Development	\$ .00	\$ .00	\$ .00	\$ .00	\$ .00	\$ .00
M3DA-2023-23-03-05	TRCC Coordinator	\$2,856.32	\$ .00	\$2,856.32	\$2,856.32	\$2,856.32	\$ .00

1/24/24, 3:19 PM

	Federal Reimbursement Voucher					
<b>405c Data Program Total</b>	<b>\$2,856.32</b>	<b>\$ .00</b>	<b>\$2,856.32</b>	<b>\$2,856.32</b>	<b>\$2,856.32</b>	<b>\$ .00</b>
<i>SUPPLEMENTAL BIL 405c Data Program Total</i>	<i>\$2,856.32</i>	<i>\$ .00</i>	<i>\$2,856.32</i>	<i>\$2,856.32</i>	<i>\$2,856.32</i>	<i>\$ .00</i>
<b>SUPPLEMENTAL BIL 405d Impaired Driving Mid</b>						
<b>405d Impaired Driving Mid Uncommitted</b>						
M5X-2023-23-00-00 Project Development	\$ .00	\$ .00	\$ .00	\$ .00	\$ .00	\$ .00
<b>405d Impaired Driving Mid Uncommitted Total</b>	<b>\$ .00</b>	<b>\$ .00</b>	<b>\$ .00</b>	<b>\$ .00</b>	<b>\$ .00</b>	<b>\$ .00</b>
<i>SUPPLEMENTAL BIL 405d Impaired Driving Mid Total</i>	<i>\$ .00</i>	<i>\$ .00</i>	<i>\$ .00</i>	<i>\$ .00</i>	<i>\$ .00</i>	<i>\$ .00</i>
<b>SUPPLEMENTAL BIL 405d 24-7 Sobriety</b>						
<b>405d 24-7 Sobriety Uncommitted</b>						
F24X-2023-23-00-00 Project Development	\$ .00	\$ .00	\$ .00	\$ .00	\$ .00	\$ .00
<b>405d 24-7 Sobriety Uncommitted Total</b>	<b>\$ .00</b>	<b>\$ .00</b>	<b>\$ .00</b>	<b>\$ .00</b>	<b>\$ .00</b>	<b>\$ .00</b>
<i>SUPPLEMENTAL BIL 405d 24-7 Sobriety Total</i>	<i>\$ .00</i>	<i>\$ .00</i>	<i>\$ .00</i>	<i>\$ .00</i>	<i>\$ .00</i>	<i>\$ .00</i>
<b>NHTSA Total</b>	<b>\$5,526,718.27</b>	<b>\$2,798,833.12</b>	<b>\$7,013,515.01</b>	<b>\$5,526,718.27</b>	<b>\$5,526,718.27</b>	<b>\$ .00</b>
<b>Total</b>	<b>\$5,526,718.27</b>	<b>\$2,798,833.12</b>	<b>\$7,013,515.01</b>	<b>\$5,526,718.27</b>	<b>\$5,526,718.27</b>	<b>\$ .00</b>

FY2023 Social and Digital Media

**SNOW MEANS SLOW.**  
SAFE DRIVING SAVES LIVES. [DRIVESAFESD.COM](http://DRIVESAFESD.COM)

**SLOW DOWN**  
Follow the Speed Limit.  
  
[DRIVESAFESD.COM](http://DRIVESAFESD.COM)

**SLOW DOWN & SCRAPE YOUR WINDOWS**  
[DRIVESAFESD.COM](http://DRIVESAFESD.COM)  


  
SAFE DRIVING TIP  
**LEAVE 5 MIN. EARLIER THAN PLANNED**

**YOU'VE GOT SOMEPLACE TO BE**  
[DRIVESAFESD.COM](http://DRIVESAFESD.COM)  


**DEADLY DISTRACTIONS**  
ISSUE 1 BY COMPOSITE DESIGN  
The South Dakota Office of Highway Safety encourages drivers to avoid distractions while driving. The 200+ car phone images placed within represent the 200 drivers killed or injured in distracted driving related crashes in 2020. An alloy coffee cup added to this cup as a reminder your coffee, needs the road. Please, please do not drink any time you take your eyes off the road.  
[DRIVESAFESD.COM](http://DRIVESAFESD.COM)  




**DRIVESAFESD.COM**



**DRIVESAFESD.COM**

**DRIVESAFESD.COM**

**EVERYTHING YOU NEVER KNEW ABOUT SEAT BELTS**



Seat belts save 15,000 lives a year – but they're still the subject of myths and misinformation. So read along as we set the record straight on everything you never knew about buckling up. We promise. It's anything but click-bait.

**STRAP IN**



**YOU'VE GOT SOMETHING TO WIN**

For a South Dakota town, two minutes could win them \$25K. Encourage the new drivers in your life to enter the Learn2Learn Sweepstakes by April 15.

**SIGN UP**

**LEAVE YOUR PHONE ALONE**

Some distractions are good, like listening to your favorite podcast while you wash dishes. But before the wheel, they're always bad. Your focus has nowhere to be – and it's on the road.



**WATCH & LEARN**

**DON'T BE A STATISTIC**

Every year South Dakotans lose their lives in fatal crashes because they don't take proper precautions behind the wheel. Don't be one of them. Let's make this year the safest one yet.



**DRIVESAFESD.COM**





**YOU'RE BETTER OFF  
BUCKLED UP**

SEAT BELTS SAVE LIVES

[DRIVESAFESD.COM](http://DRIVESAFESD.COM)

## FY2023 Events and Campaigns

From March 4<sup>th</sup> to April 15<sup>th</sup>, the Office of Highway Safety and the South Dakota Broadcasters Association ran the Lesson Learned SD campaign for the seventh year in a row. The Lesson Learned program is a way to encourage young drivers to start using the habits that will help make them safe drivers. Participants answered safe driving questions on the Lesson Learned SD website and were entered into the drawing. There were 4,427 students that participated from 158 South Dakota high schools. The winning student won \$10,000 and another \$10,000 for the school, courtesy of the South Dakota Broadcasters Association.



The South Dakota Office of Highway Safety attended the 605 Summer Classic in Sioux Falls on June 24<sup>th</sup>, sponsored by 605 Magazine. The Classic is an outdoor Beer & Music Festivals. The Office of Highway Safety partnered with 605 Magazine, to give away a two-night stay at the 605 Cabin. Entry to the contest consisted of answering a short driving survey.



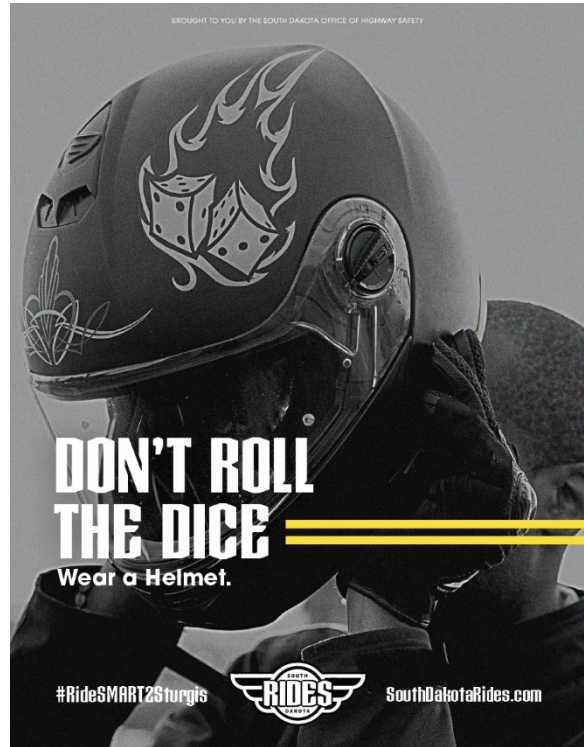
# WIN A BLACK HILLS GETAWAY!

**Driving safely has its perks.  
Like winning a two-night stay  
at the 605 Cabin! Sleeping  
10 guests comfortably, the  
605 Cabin has the best of  
both worlds — a modern  
take on a classic cabin.  
Just answer a short driving  
survey to enter!**





The annual Sturgis Motorcycle Rally was held August 4<sup>th</sup>-13<sup>th</sup>. Over 505,000 motorcycle enthusiasts traveled to Sturgis, SD. The South Dakota Office of Highway Safety utilized various out-of-home media tactics in order to educate motorists and motorcyclists the importance of driving and riding safe. Digital billboards displaying real-time Rally fatalities were used to remind drivers and riders to be safe on the roadways.





The Office of Highway Safety's DriveSafeSD.com logo was all over the golf course at the Sanford International which was held September 15<sup>th</sup>-17<sup>th</sup>. This included live coverage displaying the logo on the Golf Channel.



Fo



## CURRENT LEADER BOARD

BROUGHT TO YOU BY

# DRIVESAFESD.COM

[VIEW FULL LEADER BOARD >>](#)

POS	TOP 5 PLAYERS	TOTAL	TODAY	THRU
1	Steve Stricker	-16	-4	F
2	K.J Choi	-15	-5	F
3	Joe Durant	-13	-2	F
4	Bernhard Langer	-12	-6	F
T5	Alex Cejka	-11	-2	F

A top priority of the Office of Highway Safety is to promote safe driving, and overall, decrease the number of crash related fatalities in South Dakota. An important part of that mission is educating and developing safe driving habits by connecting with drivers in creative and unexpected ways. To bring awareness to the dangers of distracted driving, the South Dakota Office of Highway Safety wanted to educate the motoring public about the dangers of cell phone use and other distractions while driving. We partnered with a South Dakota artist to create a visual piece to help publicize the dangers of distracted driving. The display is over 4 ½ feet tall and 6 feet wide and features 250 recycled cell phones that were placed within coffins that represent the 250 drivers killed or injured in distracted driving related crashes in 2021. The distracted driving display was displayed at The Monument in Rapid City. Pictured below is former Director of the Office of Highway Safety, Amanda Kurth, next to the distracted driving display.

