

Crisis Track: Logging In

1. Go to the Sign In page for Crisis Track: <https://crisistrack.juvar.com/ctc2/login.jsp>
Or, open the Crisis Track mobile App on your device
2. Click on the blue Alternative Login hyperlink:

The image shows two screenshots of the Crisis Track login interface. On the left is the web version, featuring a 'User Name:' field, a 'Password:' field, a 'Submit' button, and a blue 'Alternative Login' hyperlink circled in red. On the right is the mobile app version, showing 'User ID' and 'Password' fields, a 'Sign In' button, and a blue 'Alternative Login' hyperlink also circled in red. The app version also displays the version number '4.6.0' at the bottom.

3. You will be given the option of Log into South Dakota, or Juvare Login Services:

The image shows a white box with the title 'Alternative Logins'. Below the title are two blue hyperlinks: 'Log into South Dakota' and 'Juvare Login Services'.

4. Click on the Log into South Dakota hyperlink and you will be redirected to the mySD log in:

The image shows the mySD login page. At the top is the 'South Dakota' logo in a stylized script. Below it is a white input field with the placeholder text 'Enter email address to login'. At the bottom is a blue 'Continue' button.

5. Enter your email address and click continue.

6. You will then enter your mySD password:



example@gmail.com

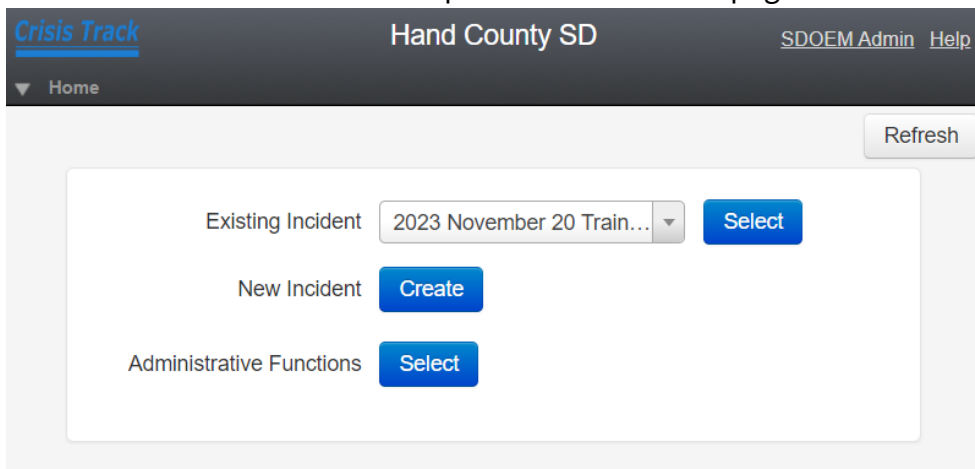
Password

[Forgot your password?](#)

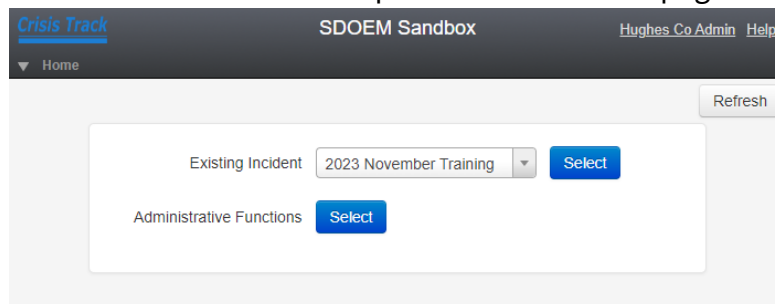
[Sign in](#)

[Don't have an account?](#) [Sign up now](#)

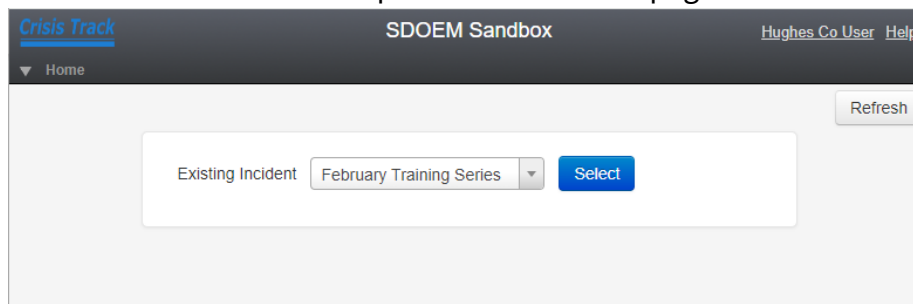
- 7. Once you click Sign in, you should be redirected to the Crisis Track home page for your jurisdiction.
- 8. County level administrators should see three options on their home page:



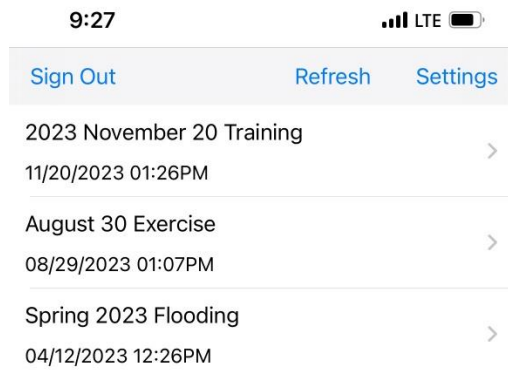
9. Other jurisdictional administrators will see two options on their home page:



10. Anyone with User level access will see one option on their home page:



11. Anyone logging in on the mobile app will see the option to choose from any of the open incidents in your county:



12. Once you are logged in, either online or in the app, you will not be logged out or timed out. You must click Sign Out or Log Off in order to end your session.

For more information, please contact the SD OEM Public Assistance team at 605-773-3231, or visit us online at <https://dps.sd.gov/emergency-services/emergency-management/recovery/public-assistance>